



The Bee Informed Partnership
Management Survey Results (2011)
Winter Preparation

BeeInformed.org

Funded by:



United States
Department of
Agriculture

National Institute
of Food
and Agriculture

Release Date: August 21, 2012



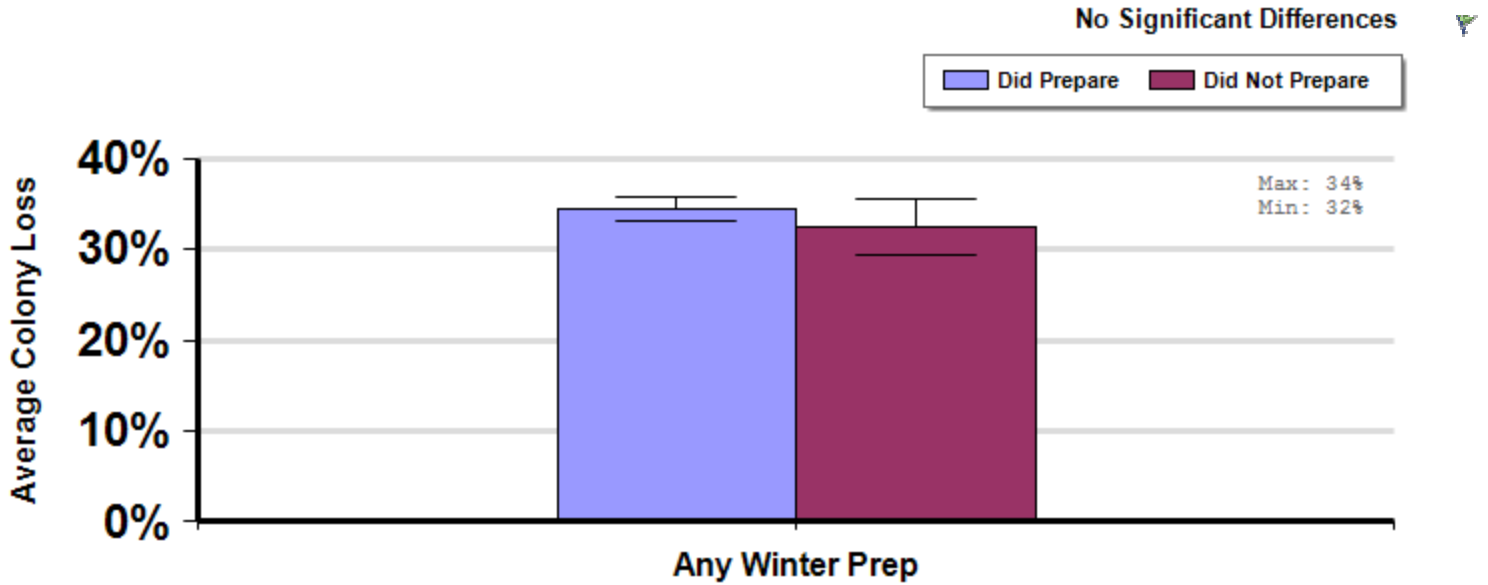
Winter Preparation

Management Survey 2011

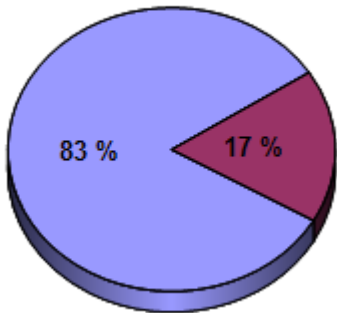
Winter

Report ID: 200

Average loss suffered by beekeepers in the United States who did and did not prepare their colonies for winter.



Respondent Ratio



Interpretation

No differences were found between groups.

Survey Question

- Did you do any of the following to prepare for this last winter (2010-2011)? Select all that apply
- Create or engage an upper entrance
 - Wrap colonies with insulation
 - Wrap colonies with tar paper or wintering sleeve
 - Place extra insulation on top of colony
 - Place mouse guard at entrance
 - Equalize colony strength
 - Move colonies to southern location
 - Move colonies to inside wintering buildings
 - I do not prepare my colonies for winter
 - Other (please specify)

		Total Number of Respondents Providing Valid Responses	Total Number of Colonies Managed	Average Number of Colonies Managed		Average Colony Loss		
				Mean	Standard Error	Mean(%)	Lower 95% CI	Upper 95% CI
Any Winter Prep	Did Prepare	2,492	247,327	99.2	36.2	34.5	33.1	35.9
	Did Not Prepare	528	20,094	38.1	17.6	32.4	29.4	35.5

Comments About This Data

This report uses data from the entire nation.

Relevant Links, References, and Citations

Funded By:



United States
Department of
Agriculture

National Institute
of Food
and Agriculture

This information is for educational purposes only. References to commercial products or trade names do not imply endorsement by the Bee Informed Partnership or its members. The results presented here are the summary of the population who responded. The sample may not be representative of the beekeeping population at large. These results simply highlight differences in the sample population. The results cannot be considered conclusive, causative, protective, or attest to product efficacy or lack of efficacy.



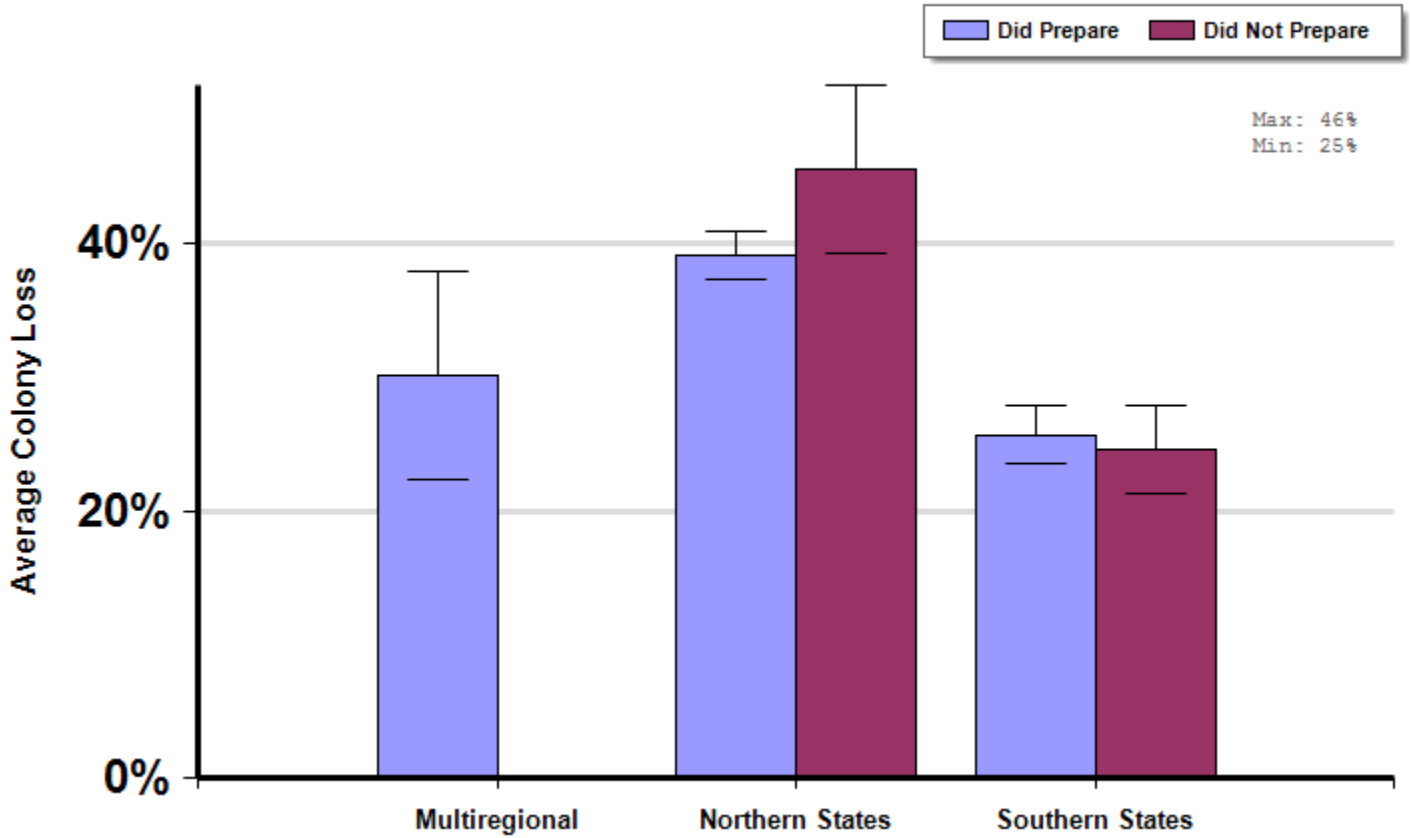
Winter Preparation By Region

Average losses suffered by beekeepers who did and did not prepare their colonies for winter by region.

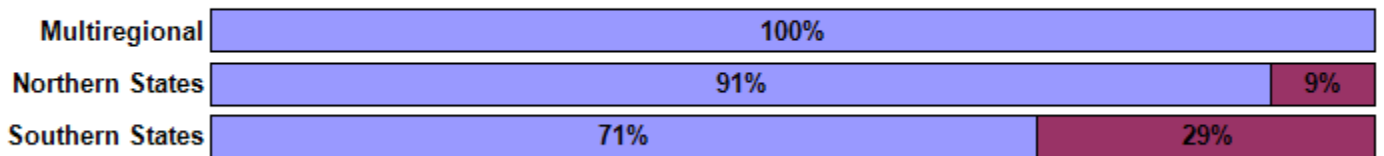
Winter

Report ID: 203

No Significant Differences (within regions)



Respondent Ratio



Interpretation

No differences were found within each region.

Survey Question

Did you do any of the following to prepare for this last winter (2010-2011)? Select all that apply Create or engage an upper entrance

Wrap colonies with insulation

Wrap colonies with tar paper or wintering sleeve Place extra insulation on top of colony

Place mouse guard at entrance

Equalize colony strength

Move colonies to southern location

Move colonies to inside wintering buildings

I do not prepare my colonies for winter

Other (please specify)

		Total Number of Respondents Providing Valid Responses	Total Number of Colonies Managed	Average Number of Colonies Managed		Average Colony Loss		
				Mean	Standard Error	Mean(%)	Lower 95% CI	Upper 95% CI
Multiregional	Did Prepare	39	189,728	4864.8	2183.5	30.1	22.3	37.9
Northern States	Did Prepare	1,604	23,110	14.4	2.5	39.1	37.3	40.9
	Did Not Prepare	157	895	5.7	1.0	45.6	39.3	51.8
Southern States	Did Prepare	832	34,217	41.1	15.5	25.7	23.5	27.9
	Did Not Prepare	340	6,407	18.8	6.4	24.6	21.3	27.9

Comments About This Data

All Multiregional beekeepers prepared bees for the winter.

Relevant Links, References, and Citations

Funded By:



United States
Department of
Agriculture

National Institute
of Food
and Agriculture

This information is for educational purposes only. References to commercial products or trade names do not imply endorsement by the Bee Informed Partnership or its members. The results presented here are the summary of the population who responded. The sample may not be representative of the beekeeping population at large. These results simply highlight differences in the sample population. The results cannot be considered conclusive, causative, protective, or attest to product efficacy or lack of efficacy.



Winter

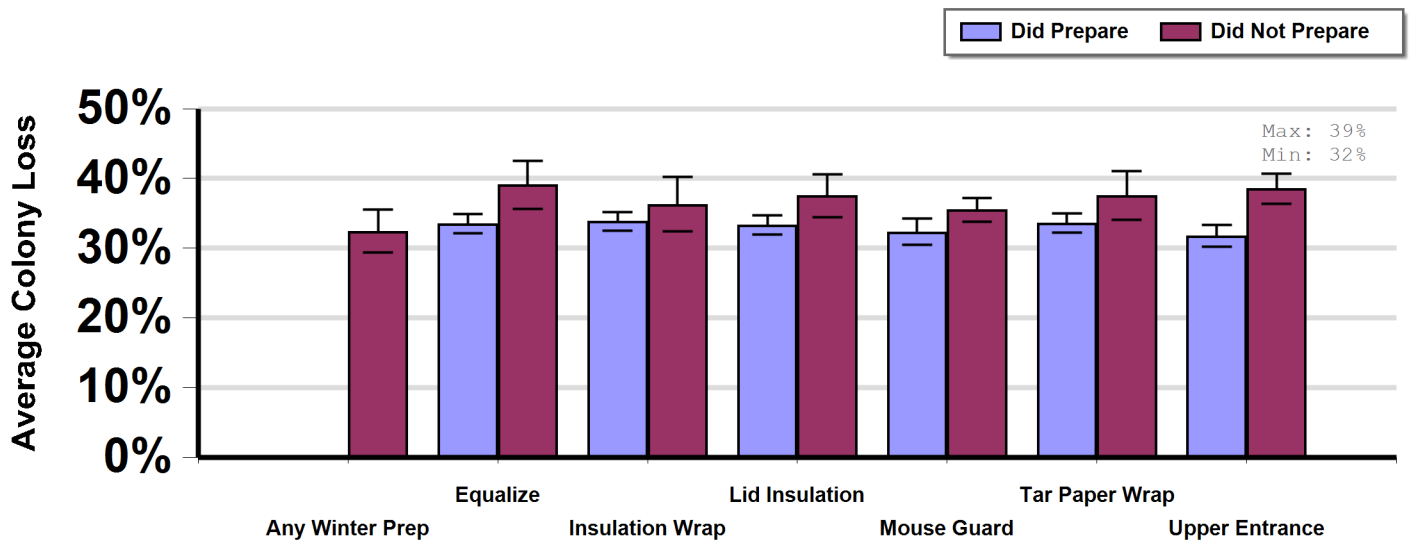
Report ID: 297

Winter Preparation By Type

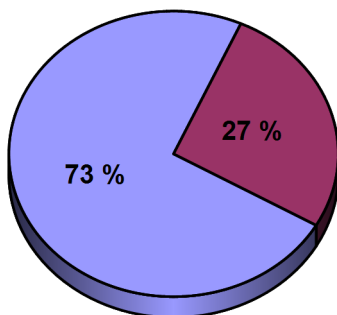
Management Survey 2011

Average loss suffered by beekeepers who used various winter preparation techniques. Winter losses were reduced by the use of an upper entrance and equalization of colony strength.

Some Significant Differences



Respondent Ratio



Interpretation

Some methods for preparing for winter impacted survivorship. Practices that decreased winter loss: Engaging an upper entrance decreased winter loss (31.7 vs. 38.5%; a difference of 6.8 colonies per 100); Equalizing colony strength decreased winter loss (33.5 vs 39.1% loss; a difference of 5.6 colonies per 100). All other practices had no measurable effect.

Survey Question

Did you do any of the following to prepare for this last winter (2010-2011)? Select all that apply

- Create or engage an upper entrance
- Wrap colonies with insulation
- Wrap colonies with tar paper or wintering sleeve
- Place extra insulation on top of colony
- Place mouse guard at entrance
- Equalize colony strength
- Move colonies to southern location
- Move colonies to inside wintering buildings
- I do not prepare my colonies for winter
- Other (please specify)

		Total Number of Respondents Providing Valid Responses	Total Number of Colonies Managed	Average Number of Colonies Managed		Average Colony Loss		
				Mean	Standard Error	Mean (%)	Lower 95% CI	Upper 95% CI
Equalize	Did Prepare	2,672	244,755	91.6	33.9	33.5	32.1	34.8
	Did Not Prepare	348	22,666	65.1	16.0	39.1	35.6	42.5
Insulation Wrap	Did Prepare	2,672	262,959	98.4	34.0	33.8	32.5	35.2
	Did Not Prepare	348	4,462	12.8	3.8	36.3	32.4	40.2
Lid Insulation	Did Prepare	2,455	257,640	104.9	37.0	33.3	31.9	34.7
	Did Not Prepare	565	9,781	17.3	3.3	37.5	34.4	40.6
Mouse Guard	Did Prepare	1,322	146,238	110.6	22.9	32.4	30.4	34.3
	Did Not Prepare	1,698	121,183	71.4	50.4	35.5	33.8	37.2
Tar Paper Wrap	Did Prepare	2,603	257,835	99.1	34.9	33.6	32.2	34.9
	Did Not Prepare	417	9,586	23.0	4.9	37.5	34.0	41.0
Upper Entrance	Did Prepare	1,958	237,209	121.1	46.2	31.7	30.2	33.3
	Did Not Prepare	1,062	30,212	28.4	7.0	38.5	36.4	40.7
Any Winter Prep	Did Not Prepare	528	20,094	38.1	17.6	32.4	29.4	35.5

Comments About This Data

These results only include respondents who indicated they prepared colonies for the winter.

Relevant Links, References, and Citations



This information is for educational purposes only. References to commercial products or trade names do not imply endorsement by the Bee Informed Partnership or its members. The results presented here are the summary of the population who responded. The sample may not be representative of the beekeeping population at large. These results simply highlight differences in the sample population. The results cannot be considered conclusive, causative, protective, or attest to product efficacy or lack of efficacy.

