



# The Bee Informed Partnership Management Survey Results (2012) Winter Preparation

---

[BeeInformed.org](http://BeeInformed.org)

Funded by:



United States  
Department of  
Agriculture

National Institute  
of Food  
and Agriculture

Release Date: June 2013



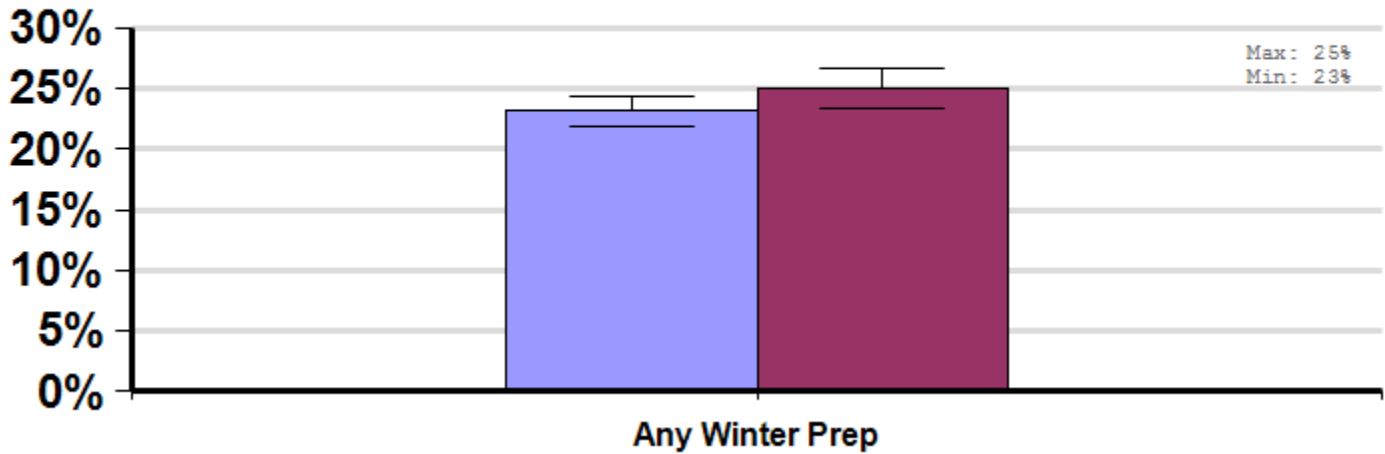
# Winter Preparation

Average loss suffered by beekeepers in the United States who did and did not prepare their colonies for winter between April, 2011 and March, 2012.

## Winter

Report ID: 200-2012

No Significant Differences



## Interpretation

No differences between groups.

## Survey Question

Did you do any of the following to prepare for this last winter (2011-2012)?

- Any winter prep
- Equalize
- Insulation wrap
- Lid Insulation
- Tar paper wrap
- Upper entrance

		Total Number of Respondents Providing Valid Responses	Total Number of Colonies Managed	Average Number of Colonies Managed		Average Colony Loss		
				Mean	Standard Error	Mean(%)	Lower 95% CI	Upper 95% CI
Any Winter Prep	Did Prepare	2,197	155,157	70.6	16.9	23.1	21.9	24.4
	Did Not Prepare	1,377	46,909	34.1	9.6	25.0	23.3	26.7

## Comments About This Data

### Relevant Links, References, and Citations

Funded By:



United States  
Department of  
Agriculture

National Institute  
of Food  
and Agriculture

This information is for educational purposes only. References to commercial products or trade names do not imply endorsement by the Bee Informed Partnership or its members. The results presented here are the summary of the population who responded. The sample may not be representative of the beekeeping population at large. These results simply highlight differences in the sample population. The results cannot be considered conclusive, causative, protective, or attest to product efficacy or lack of efficacy.



# Winter Preparation By Region

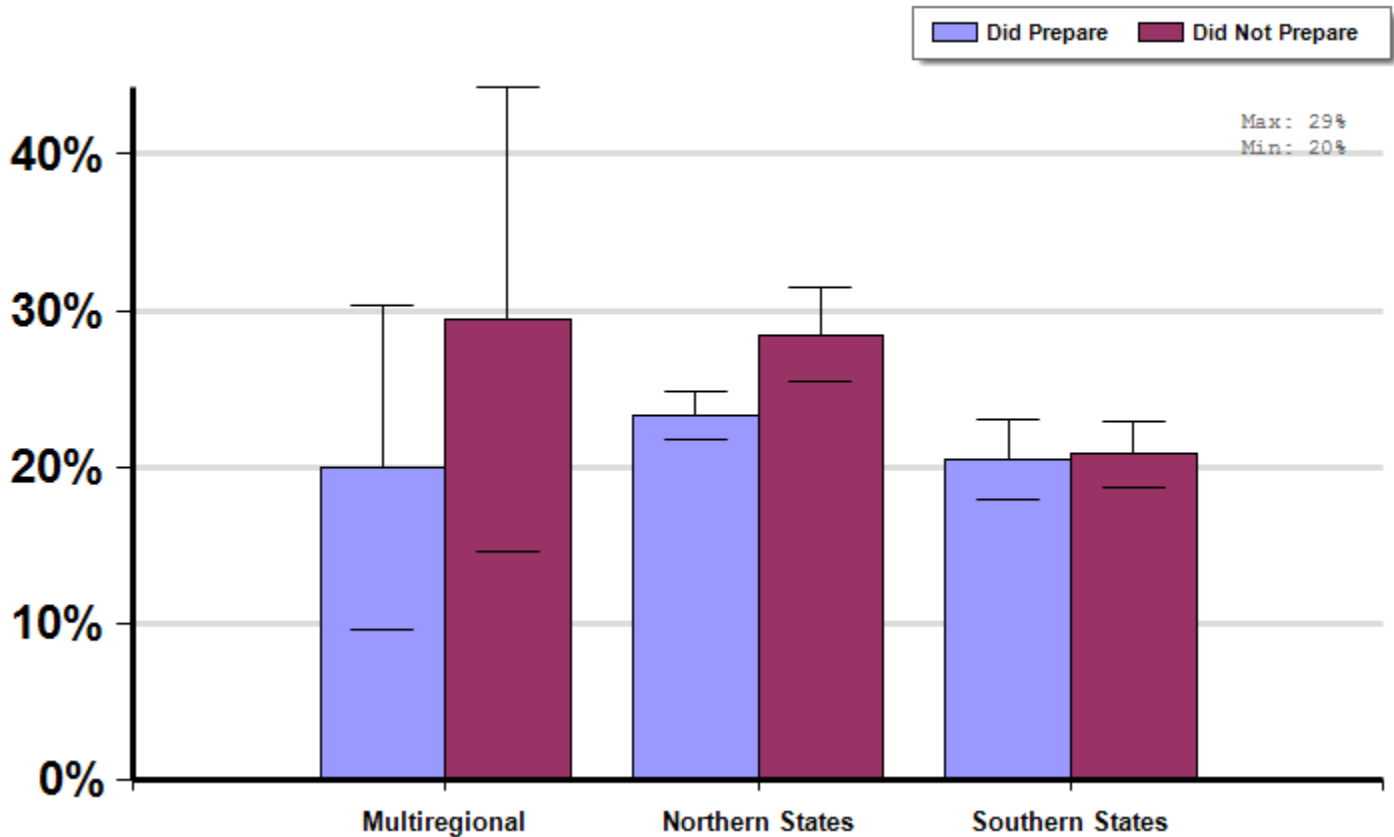
Management Survey 2012

Average losses suffered by beekeepers who did and did not prepare their colonies between April, 2011 and March, 2012 for winter by region.

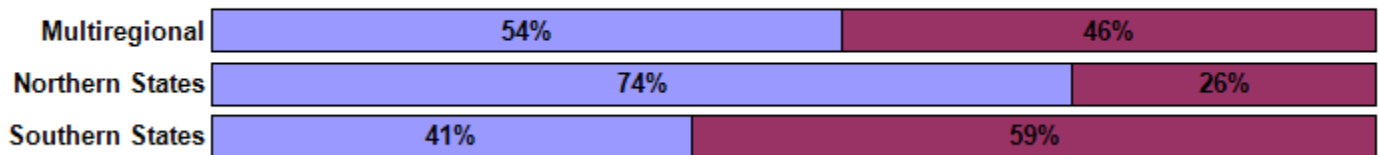
## Winter

Report ID: 203-2012

*Some Significant Differences (within regions)*



## Respondent Ratio



## Interpretation

Beekeepers in the northern states who prepared for winter saw an average of 5.1 less colonies lost per 100 managed colonies. In other words, northern beekeepers who prepared colonies for the winter lost 18% less colonies than those that did not. Beekeepers in the southern and multi-regional states did not see significant difference between groups.

## Survey Question

Did you do any of the following to prepare for this last winter (2011-2012)?

- Any winter prep
- Equalize
- Insulation wrap

- Lid Insulation
- Tar paper wrap
- Upper entrance

		Total Number of Respondents Providing Valid Responses	Total Number of Colonies Managed	Average Number of Colonies Managed		Average Colony Loss		
				Mean	Standard Error	Mean(%)	Lower 95% CI	Upper 95% CI
Multiregional	Did Prepare	20	40,855	2042.8	1070.8	19.9	9.6	30.3
	Did Not Prepare	17	505	29.7	13.0	29.4	14.5	44.3
Northern States	Did Prepare	1,451	89,397	61.6	19.5	23.3	21.8	24.9
	Did Not Prepare	514	5,823	11.3	2.9	28.4	25.4	31.4
Southern States	Did Prepare	454	12,653	27.9	10.4	20.5	18.0	23.0
	Did Not Prepare	648	11,080	17.1	4.9	20.8	18.7	22.9

## Comments About This Data

## Relevant Links, References, and Citations

Funded By:



United States  
Department of  
Agriculture

National Institute  
of Food  
and Agriculture

This information is for educational purposes only. References to commercial products or trade names do not imply endorsement by the Bee Informed Partnership or its members. The results presented here are the summary of the population who responded. The sample may not be representative of the beekeeping population at large. These results simply highlight differences in the sample population. The results cannot be considered conclusive, causative, protective, or attest to product efficacy or lack of efficacy.