



The Bee Informed Partnership
Management Survey Results (2011)
Feeding: Carbohydrates

BeeInformed.org

Funded by:



United States
Department of
Agriculture

National Institute
of Food
and Agriculture

Release Date: March 30 2012

This information is for educational purposes only. References to commercial products or trade names do not imply endorsement by the Bee Informed Partnership or its members. The results presented here are the summary of the population who responded. The sample may not be representative of the beekeeping population at large. These results simply highlight differences in the sample population. The results cannot be considered conclusive, causative, protective, or attest to product efficacy or lack of efficacy.



Carbohydrate Feed Use

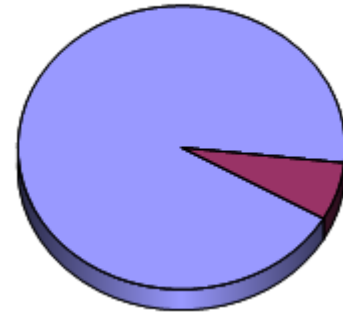
A comparison of average winter colony mortality among beekeepers who did or did not feed carbohydrates to a majority of their colonies, at least once, between April 2010 and March 2011.

Winter

Report ID: 164

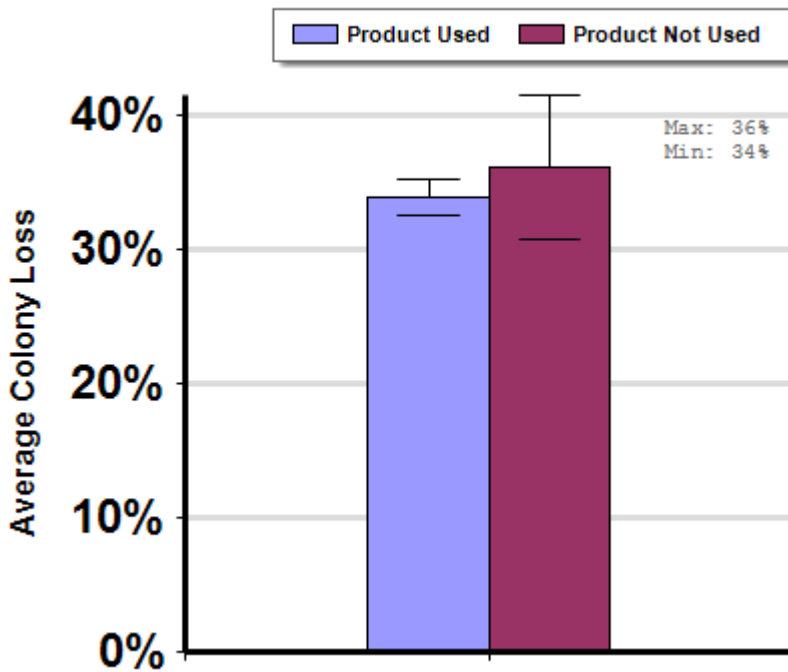
No Significant Differences

Respondent Ratio



Interpretation

No difference between groups



Survey Question

24. For the products listed below, indicate which months you fed the product to a majority of your colonies. If you did not use the product please indicate so.

- Sugar (Sucrose) syrup
- Sucrose candy (i.e., Fondant)
- High fructose corn syrup
- Excess extracted honey
- Honey in the comb (added unextracted frames)
- Wet honey supers

	Total Number of Respondents Providing Valid Responses	Total Number of Colonies Managed	Average Number of Colonies Managed		Average Colony Loss		
			Mean	Standard Error	Mean(%)	Lower 95% CI	Upper 95% CI
Product Used	2,771	261,415	94.3	32.7	33.9	32.6	35.2
Product Not Used	196	1,887	9.6	1.8	36.1	30.8	41.4

Comments About This Data

Relevant Links, References, and Citations

Funded By:



United States
Department of
Agriculture

National Institute
of Food
and Agriculture

This information is for educational purposes only. References to commercial products or trade names do not imply endorsement by the Bee Informed Partnership or its members. The results presented here are the summary of the population who responded. The sample may not be representative of the beekeeping population at large. These results simply highlight differences in the sample population. The results cannot be considered conclusive, causative, protective, or attest to product efficacy or lack of efficacy.

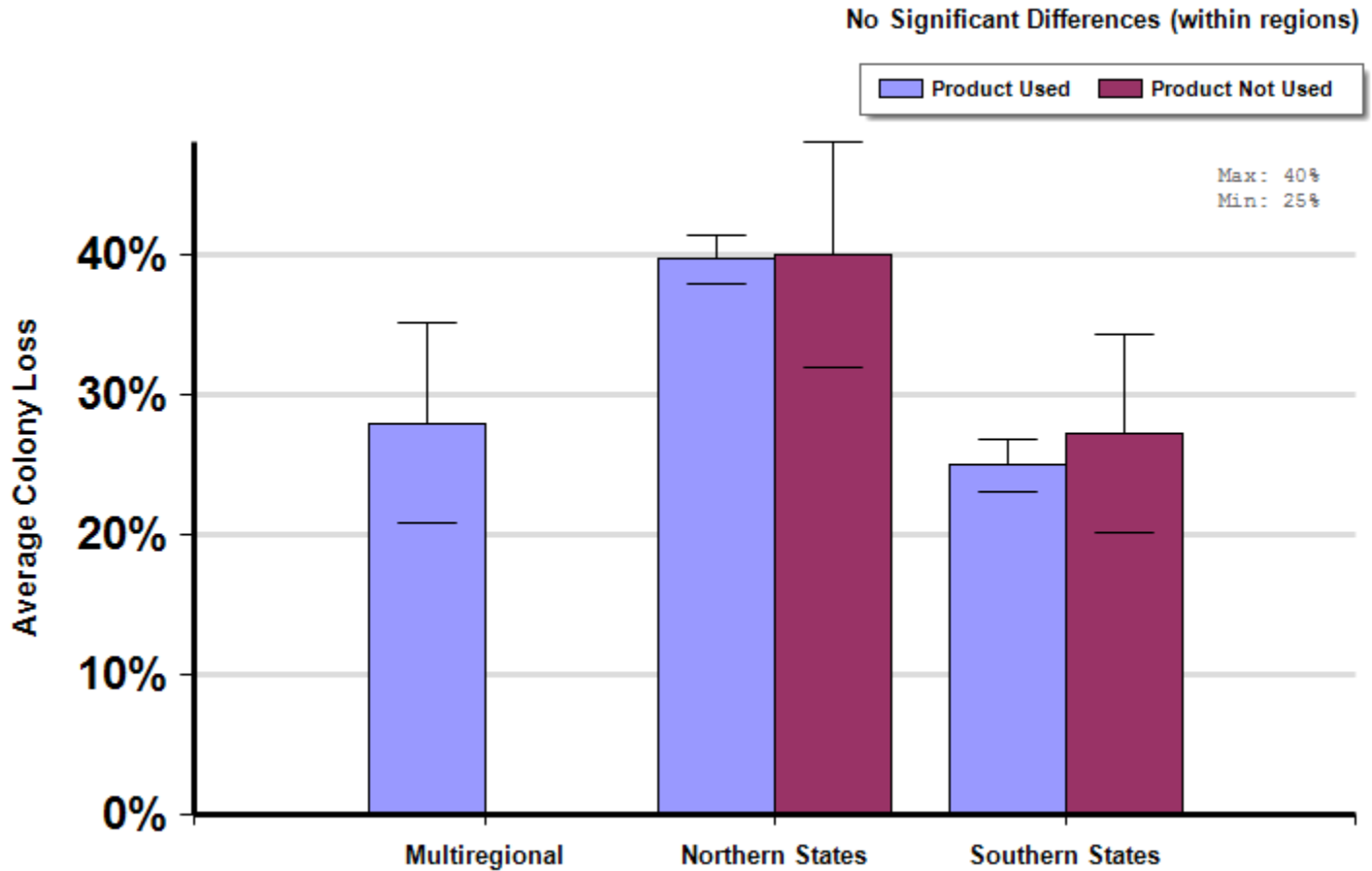


Carbohydrate Feed Use By Region


A comparison of average winter colony mortality among beekeepers who reported they fed and those who did not feed carbohydrates to a majority of their colonies, at least once, between April 2010 and March 2011 by region of operation.

Winter

Report ID: 167



Respondent Ratio



Interpretation

No differences within groups

Survey Question

24. For the products listed below, indicate which months you fed the product to a majority of your colonies. If you did not use the product please indicate so.

- | | |
|--|--------------------------------|
| Sugar (Sucrose) syrup | Sucrose candy (i.e., Fondant) |
| High fructose corn syrup | Excess extracted honey |
| Honey in the comb (added unextracted frames) | Wet honey supers |

		Total Number of Respondents Providing Valid Responses	Total Number of Colonies Managed	Average Number of Colonies Managed		Average Colony Loss		
				Mean	Standard Error	Mean(%)	Lower 95% CI	Upper 95% CI
Multiregional	Product Used	39	191,814	4918.3	2184.7	28.0	20.8	35.2
Northern States	Product Used	1,636	22,528	13.8	2.4	39.7	37.9	41.5
	Product Not Used	92	877	9.5	2.5	40.0	31.9	48.1
Southern States	Product Used	1,066	41,973	39.4	12.4	25.0	23.1	26.8
	Product Not Used	88	614	7.0	1.3	27.2	20.1	34.3

Comments About This Data

Very small percentage of individuals (180 of 2881 respondents = 6%) reported not feeding a carbohydrate

Relevant Links, References, and Citations

Funded By:



United States
Department of
Agriculture

National Institute
of Food
and Agriculture

This information is for educational purposes only. References to commercial products or trade names do not imply endorsement by the Bee Informed Partnership or its members. The results presented here are the summary of the population who responded. The sample may not be representative of the beekeeping population at large. These results simply highlight differences in the sample population. The results cannot be considered conclusive, causative, protective, or attest to product efficacy or lack of efficacy.



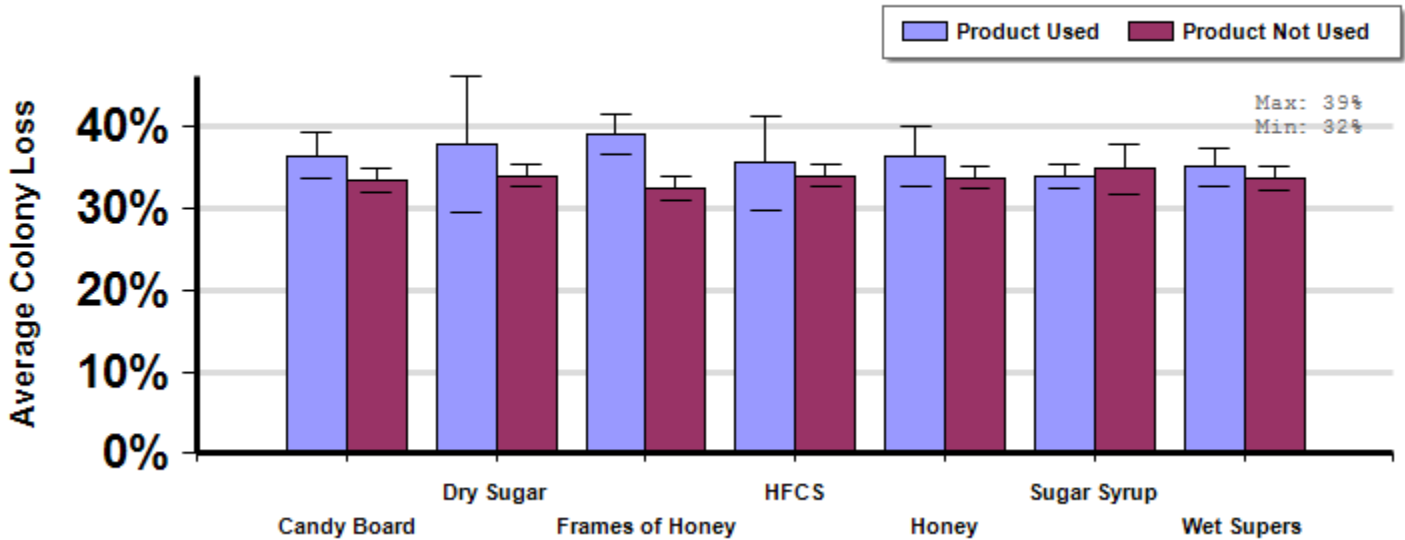
Carbohydrate Feed Use By Product

A comparison of average winter colony mortality among beekeepers who reported they did not feed and those who did feed specified carbohydrate feed products to a majority of their colonies, at least once, between April 2010 and March 2011

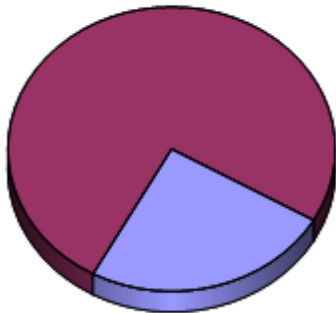
Winter

Report ID: 170

Some Significant Differences



Respondent Ratio



Interpretation

Beekeepers who feed colonies by adding frames of honey to colonies reported 6.5 MORE (=16.7%) over wintering colony deaths per 100 managed colonies than those who did not report feeding colonies frames of honey. For all other carbohydrate feed products (candy, dry sugar, High Fructose Corn Syrup (HFCS), honey, sugar syrup or wet supers), beekeepers using those specified products did not suffer fewer or greater losses when compared to beekeepers who did not report using that product.

Survey Question

24. For the products listed below, indicate which months you fed the product to a majority of your colonies. If you did not use the product please indicate so.

- Sugar (Sucrose) syrup
- Sucrose candy (i.e., Fondant)
- High fructose corn syrup
- Excess extracted honey
- Honey in the comb (added unextracted frames)
- Wet honey supers

		Total Number of Respondents Providing Valid Responses	Total Number of Colonies Managed	Average Number of Colonies Managed		Average Colony Loss		
				Mean	Standard Error	Mean(%)	Lower 95% CI	Upper 95% CI
Candy Board	Product Used	612	15,883	26.0	9.7	36.4	33.6	39.3
	Product Not Used	2,355	247,419	105.1	38.4	33.4	32.0	34.8
Dry Sugar	Product Used	63	593	9.4	1.3	37.8	29.6	46.1
	Product Not Used	2,904	262,709	90.5	31.2	33.9	32.6	35.2
Frames of Honey	Product Used	751	107,376	143.0	113.4	38.9	36.5	41.4
	Product Not Used	2,216	155,926	70.4	14.0	32.4	30.9	33.9
HFCS	Product Used	116	189,677	1635.1	757.0	35.5	29.7	41.3
	Product Not Used	2,851	73,625	25.8	5.8	34.0	32.6	35.3
Honey	Product Used	333	11,771	35.3	17.6	36.4	32.6	40.1
	Product Not Used	2,634	251,531	95.5	34.3	33.7	32.4	35.1
Sugar Syrup	Product Used	2,434	190,930	78.4	36.2	33.8	32.4	35.3
	Product Not Used	533	72,372	135.8	39.8	34.8	31.8	37.9
Wet Supers	Product Used	805	19,823	24.6	5.0	35.0	32.7	37.3
	Product Not Used	2,162	243,479	112.6	41.9	33.7	32.1	35.2

Comments About This Data

We do not know how much feed or the concentration of feed that was fed to colonies. This information may have an effect on survivorship. We plan to collect these data in future years.

Relevant Links, References, and Citations

Funded By:



United States
Department of
Agriculture

National Institute
of Food
and Agriculture

This information is for educational purposes only. References to commercial products or trade names do not imply endorsement by the Bee Informed Partnership or its members. The results presented here are the summary of the population who responded. The sample may not be representative of the beekeeping population at large. These results simply highlight differences in the sample population. The results cannot be considered conclusive, causative, protective, or attest to product efficacy or lack of efficacy.