



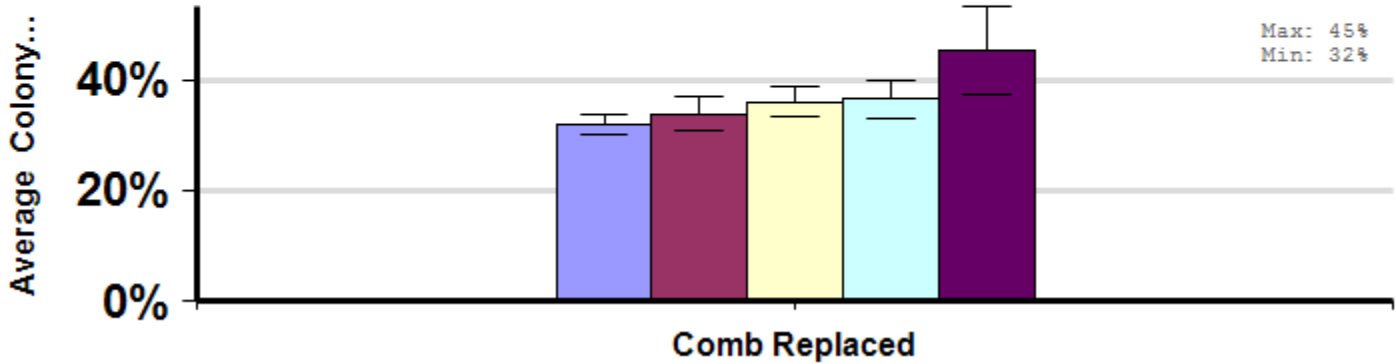
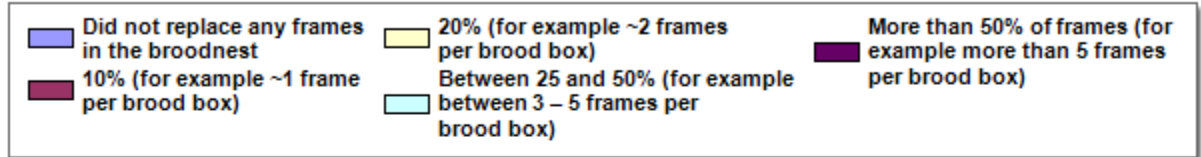
# Degree of Brood Comb Replacement

Average winter colony mortality suffered by beekeepers who replaced different percentages of their brood nest comb the previous year.

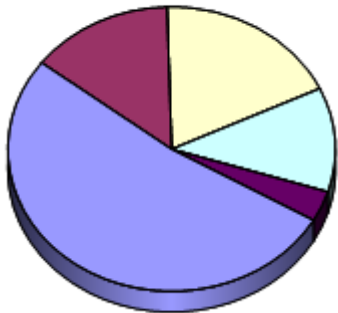
## Winter

Report ID: 149

*Some Significant Differences*



### Respondent Ratio



### Interpretation

**Beekeepers who replaced 50% or more of the comb in their colonies more colonies than those who did not replace any, or 10% of the combs in their brood chambers.**

### Survey Question

- On average, how many frames from the brood nest of your colonies did you replace last year?
  - Did not replace any frames
  - 10% (for example ~1 frame per brood box)
  - 20% (for example ~2 frames per brood box)
  - Between 25 and 50% (for example between 3 – 5 frames per brood box)
  - More than 50% of frames (more than 5 frames per brood box)
  - Don't know
  - Other (please specify)

		Total Number of Respondents Providing Valid Responses	Total Number of Colonies Managed	Average Number of Colonies Managed		Average Colony Loss		
				Mean	Standard Error	Mean(%)	Lower 95% CI	Upper 95% CI
Comb Replaced	Did not replace any frames in the brood nest	1,527	29,053	19.0	5.2	31.9	30.0	33.8
	10% (for example ~1 frame per brood box)	415	30,895	74.4	21.2	33.7	30.6	36.8
	20% (for example ~2 frames per brood box)	541	149,439	276.2	161.1	36.0	33.2	38.8
	Between 25 and 50% (for example between 3 - 5 frames per brood box)	348	32,851	94.4	41.5	36.4	32.9	40.0
	More than 50% of frames (for example more than 5 frames per brood box)	102	16,630	163.0	146.9	45.3	37.4	53.1

### Comments About This Data

This survey was not meant to determine the cause of differences, so we cannot comment on the reason those replacing no or few comb lost fewer colonies overwinter than those who replaced 50% or more of their colonies frames.

### Relevant Links, References, and Citations

Funded By:



United States  
Department of  
Agriculture

National Institute  
of Food  
and Agriculture

This information is for educational purposes only. References to commercial products or trade names do not imply endorsement by the Bee Informed Partnership or its members. The results presented here are the summary of the population who responded. The sample may not be representative of the beekeeping population at large. These results simply highlight differences in the sample population. The results cannot be considered conclusive, causative, protective, or attest to product efficacy or lack of efficacy.