



The Bee Informed Partnership Management Survey Results (2011) Small Hive Beetle Traps

BeeInformed.org

Funded by:



United States
Department of
Agriculture

National Institute
of Food
and Agriculture

Release Date: April 10, 2012

This information is for educational purposes only. References to commercial products or trade names do not imply endorsement by the Bee Informed Partnership or its members. The results presented here are the summary of the population who responded. The sample may not be representative of the beekeeping population at large. These results simply highlight differences in the sample population. The results cannot be considered conclusive, causative, protective, or attest to product efficacy or lack of efficacy.



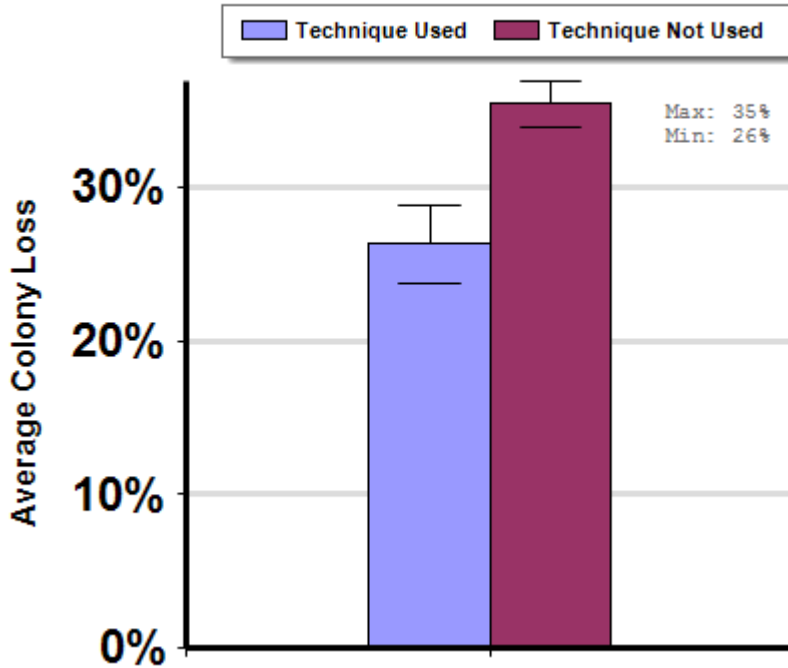
Small Hive Beetle Trap Use

Average winter colony mortality suffered by beekeepers who used or did not use Small Hive Beetle traps in at least some of the colonies in their operation, between April 1 2010 and April 1 2011.

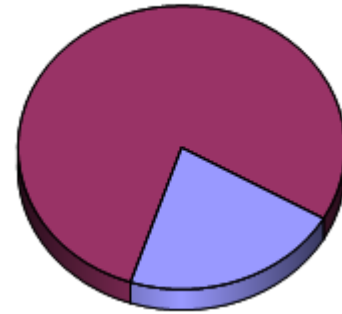
Winter

Report ID: 122

Some Significant Differences



Respondent Ratio



Interpretation

Beekeepers who reported use of Small Hive Beetle Traps in at least some of their operations reported losing, on average, 9.2 fewer colonies per 100 (26.3%) than those who did not report using Small Hive Beetle traps.

Survey Question

26. Over the last year, in what proportion (percentage) of your colonies did you employ the practices/equipment listed below?

None

1 - 50%

51-99%

all colonies

Small Hive Beetle Traps

	Total Number of Respondents Providing Valid Responses	Total Number of Colonies Managed	Average Number of Colonies Managed		Average Colony Loss		
			Mean	Standard Error	Mean(%)	Lower 95% CI	Upper 95% CI
Technique Used	613	43,421	70.8	28.8	26.3	23.8	28.9
Technique Not Used	2,209	197,268	89.3	39.7	35.5	34.0	37.0

Comments About This Data

We did not collect data on the type of Small Hive Beetle Trap used or the length of time these traps were used. We plan to gather this information in future years.

Relevant Links, References, and Citations

[Article](#)

Schäfer, M. O., W. Ritter, J. S. Pettis, and P. Neumann. 2010. Winter losses of honeybee colonies (Hymenoptera: Apidae): the role of infestations with *Aethina tumida* (Coleoptera: Nitidulidae) and *Varroa destructor* (Parasitiformes: Varroidae). *Journal of Economic Entomology* 103: 10-16.

Funded By:



United States
Department of
Agriculture

National Institute
of Food
and Agriculture

This information is for educational purposes only. References to commercial products or trade names do not imply endorsement by the Bee Informed Partnership or its members. The results presented here are the summary of the population who responded. The sample may not be representative of the beekeeping population at large. These results simply highlight differences in the sample population. The results cannot be considered conclusive, causative, protective, or attest to product efficacy or lack of efficacy.

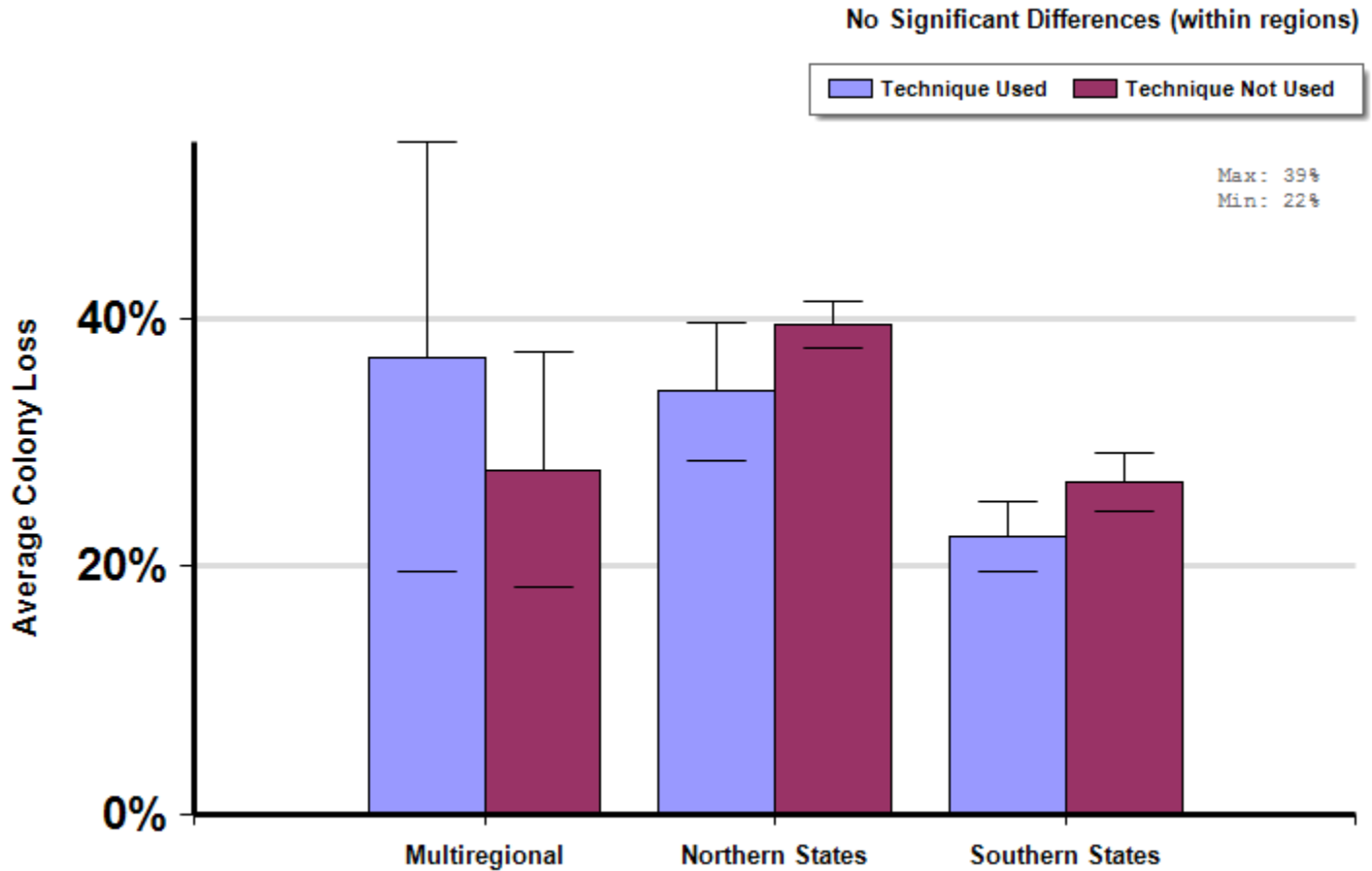


Small Hive Beetle Trap Use by Region


Average winter colony mortality suffered by beekeepers who did or did not use Small Hive Beetle traps in at least some of the colonies in their operation, between April 1 2010 and April 1 2011, by region of operation.

Winter

Report ID: 125



Respondent Ratio



Interpretation

No difference within groups.

Survey Question

26. Over the last year, in what proportion (percentage) of your colonies did you employ the practices/equipment listed below?
- None
 - 1 - 50%
 - 51-99%
 - all colonies
 - Small Hive Beetle Traps

		Total Number of Respondents Providing Valid Responses	Total Number of Colonies Managed	Average Number of Colonies Managed		Average Colony Loss		
				Mean	Standard Error	Mean(%)	Lower 95% CI	Upper 95% CI
Multiregional	Technique Used	10	32,195	3219.5	1446.3	36.9	19.5	54.2
	Technique Not Used	28	153,214	5471.9	3002.0	27.8	18.3	37.3
Northern States	Technique Used	166	1,816	10.9	2.2	34.1	28.5	39.7
	Technique Not Used	1,447	20,718	14.3	2.8	39.5	37.6	41.4
Southern States	Technique Used	419	4,471	10.7	1.1	22.4	19.5	25.2
	Technique Not Used	708	23,084	32.6	7.0	26.8	24.4	29.2

Comments About This Data

Small Hive Beetles populations, and thus perhaps their apparent negative effect on colony survivorship, are dependent on many regional factors (i.e. climate and soil type). These pests are also not found in every region of the country. Thus the regional break down here clouds some observable regional effects. See table ID 128.

We did not collect data on the type of Small Hive Beetle Trap used or the length of time these traps were used. We plan to gather this information in future years.

Relevant Links, References, and Citations

Funded By:



United States
Department of
Agriculture

National Institute
of Food
and Agriculture

This information is for educational purposes only. References to commercial products or trade names do not imply endorsement by the Bee Informed Partnership or its members. The results presented here are the summary of the population who responded. The sample may not be representative of the beekeeping population at large. These results simply highlight differences in the sample population. The results cannot be considered conclusive, causative, protective, or attest to product efficacy or lack of efficacy.



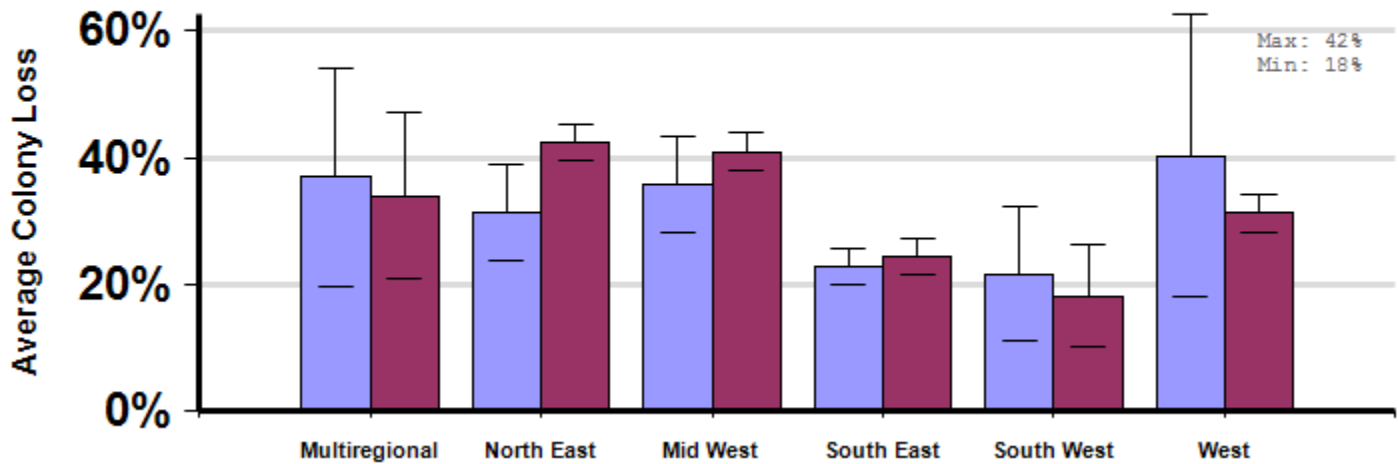
Small Hive Beetle Trap Use by Sub-Region

Average winter colony mortality suffered by beekeepers who used or did not use Small Hive Beetle traps in at least some of the colonies in their operation, between April 1 2010 and April 1 2011, by sub-region of operation

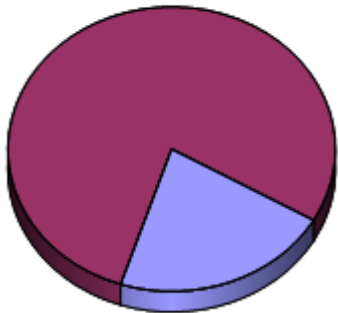
Winter

Report ID: 128

Some Significant Differences



Respondent Ratio



Interpretation

Beekeepers in the northeast who reported use of Small Hive Beetle traps reported losing 11.1 fewer colonies per 100 (26.2%) than those in the northeast who did not report using Small Hive Beetle traps. In all other regions beekeepers who used small hive beetle traps did not report losing fewer or more colonies over the winter.

Survey Question

26. Over the last year, in what proportion (percentage) of your colonies did you employ the practices/equipment listed below?

- None
- 1 - 50%
- 51-99%
- all colonies
- Small Hive Beetle Traps

		Total Number of Respondents Providing Valid Responses	Total Number of Colonies Managed	Average Number of Colonies Managed		Average Colony Loss		
				Mean	Standard Error	Mean(%)	Lower 95% CI	Upper 95% CI
Multiregional	Technique Used	10	32,195	3219.5	1446.3	36.9	19.5	54.2
	Technique Not Used	22	140,656	6393.5	3802.5	34.0	20.7	47.2
North East	Technique Used	84	20,603	245.3	186.0	31.2	23.7	38.7
	Technique Not Used	662	7,997	12.1	1.8	42.3	39.4	45.1
Mid West	Technique Used	90	13,404	148.9	74.0	35.6	28.1	43.2
	Technique Not Used	560	145,366	259.6	155.2	40.9	37.8	44.0
South East	Technique Used	395	33,204	84.1	42.4	22.7	19.8	25.7
	Technique Not Used	486	116,562	239.8	177.4	24.3	21.5	27.1
South West	Technique Used	27	3,331	123.4	110.4	21.5	10.9	32.2
	Technique Not Used	49	117,833	2404.8	1749.4	18.1	10.0	26.1
West	Technique Used	14	31,051	2217.9	1105.1	40.3	18.0	62.6
	Technique Not Used	457	167,498	366.5	190.8	31.2	28.1	34.2

Comments About This Data

Response rates within sub-regions were low, so caution must be used when interpreting these data. We did not collect data on the type of Small Hive Beetle Trap used or the length of time these traps were used. We plan to gather this information in future years.

Relevant Links, References, and Citations

Funded By:



United States
Department of
Agriculture

National Institute
of Food
and Agriculture

This information is for educational purposes only. References to commercial products or trade names do not imply endorsement by the Bee Informed Partnership or its members. The results presented here are the summary of the population who responded. The sample may not be representative of the beekeeping population at large. These results simply highlight differences in the sample population. The results cannot be considered conclusive, causative, protective, or attest to product efficacy or lack of efficacy.



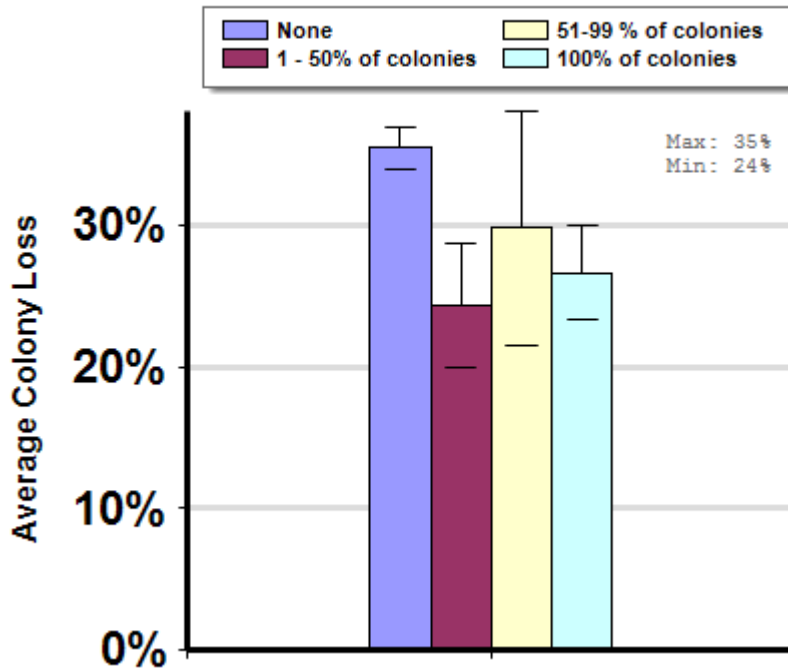
Small Hive Beetle Trap Use by Proportion of Use in Operation

Average winter colony mortality suffered by beekeepers who used or did not use Small Hive Beetle traps in at least some of the colonies in their operation, between April 1 2010 and April 1 2011, by proportion of use in their operation.

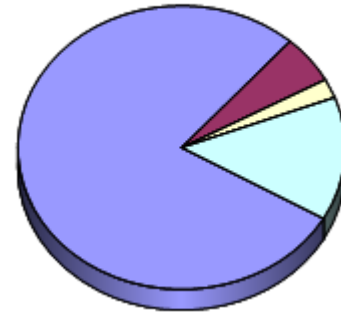
Winter

Report ID: 131

Some Significant Differences



Respondent Ratio



Interpretation

Beekeepers who reported use of Small Hive Beetle Traps in 1 to 50% or their colonies, as well as those who reported use in all of their colonies, lost fewer colonies than beekeepers who did not use Small Hive Beetle traps.

Survey Question

26. Over the last year, in what proportion (percentage) of your colonies did you employ the practices/equipment listed below?

None

1 - 50%

51-99%

all colonies

Small Hive Beetle Traps

	Total Number of Respondents Providing Valid Responses	Total Number of Colonies Managed	Average Number of Colonies Managed		Average Colony Loss		
			Mean	Standard Error	Mean(%)	Lower 95% CI	Upper 95% CI
None	2,209	197,268	89.3	39.7	35.5	34.0	37.0
1 - 50% of colonies	156	10,983	70.4	36.3	24.3	20.0	28.7
51-99 % of colonies	62	14,593	235.4	117.6	29.8	21.5	38.2
100% of colonies	398	17,878	44.9	37.7	26.7	23.4	30.0

Comments About This Data

The comparatively low number of respondents who reported use of Small Hive Beetle traps in 51- 99% of the colonies in their operation accounts for the large 95% Confidence Interval for this group. We did not collect data on the type of Small Hive Beetle Trap used or the length of time these traps were used. We plan to gather this information in future years.

Relevant Links, References, and Citations

Funded By:



United States
Department of
Agriculture

National Institute
of Food
and Agriculture

This information is for educational purposes only. References to commercial products or trade names do not imply endorsement by the Bee Informed Partnership or its members. The results presented here are the summary of the population who responded. The sample may not be representative of the beekeeping population at large. These results simply highlight differences in the sample population. The results cannot be considered conclusive, causative, protective, or attest to product efficacy or lack of efficacy.