



The Bee Informed Partnership
Management Survey Results (2012)
Bacterial Brood Disease Control

BeelInformed.org

Funded by:



United States
Department of
Agriculture

National Institute
of Food
and Agriculture

Release Date: May 2013

This information is for educational purposes only. References to commercial products or trade names do not imply endorsement by the Bee Informed Partnership or its members. The results presented here are the summary of the population who responded. The sample may not be representative of the beekeeping population at large. These results simply highlight differences in the sample population. The results cannot be considered conclusive, causative, protective, or attest to product efficacy or lack of efficacy.



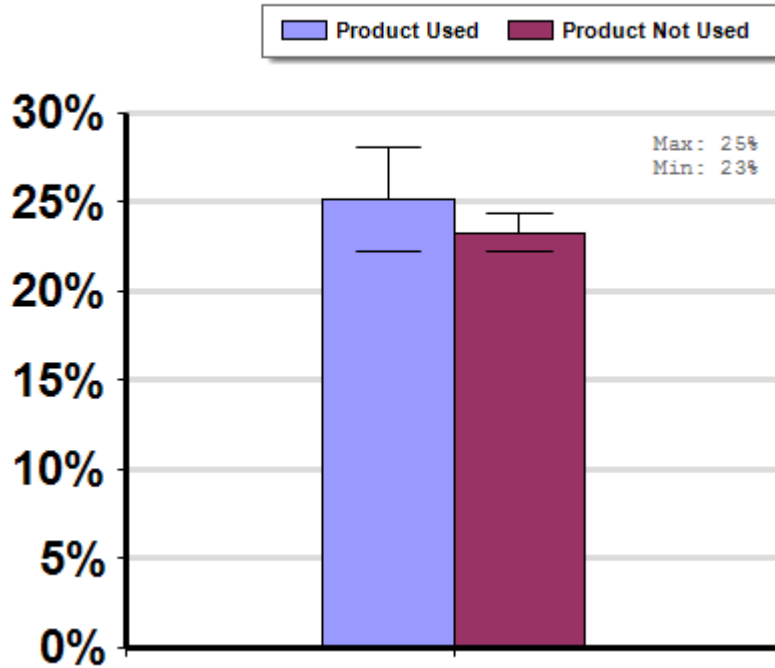
Antibiotic Product Use

A comparison of winter mortality among those who indicated they applied an antibiotic (Terramycin and/or Tylosin (Tylan)), at least once, to a majority of their colonies between April, 2011 and March, 2012.

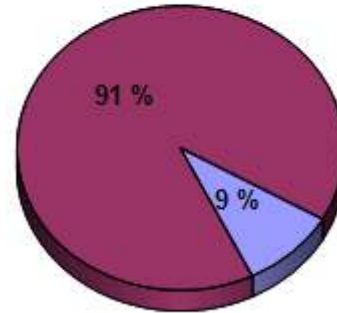
Winter

Report ID: 36-2012

No Significant Differences



Respondent Ratio



Interpretation

Beekeepers who treated with antibiotics did not report losing more or less colonies than those who did not report treating with antibiotics. In other words, there was not a significant difference. A majority (91%) of responding beekeepers did not treat with antibiotics.

Survey Question

Which, if any of the following, did you apply to a majority of your colonies between April 1, 2011 and March, 2012?

- Terramycin
- Tylosin

		Total Number of Respondents Providing Valid Responses	Total Number of Colonies Managed	Average Number of Colonies Managed		Average Colony Loss		
				Mean	Standard Error	Mean(%)	Lower 95% CI	Upper 95% CI
	Product Not Used	3,268	68,920	21.1	5.3	23.3	22.2	24.3
	Product Used	341	164,338	481.9	110.4	25.1	22.2	28.0

Comments About This Data

Relevant Links, References, and Citations

Funded By:



United States
Department of
Agriculture

National Institute
of Food
and Agriculture

This information is for educational purposes only. References to commercial products or trade names do not imply endorsement by the Bee Informed Partnership or its members. The results presented here are the summary of the population who responded. The sample may not be representative of the beekeeping population at large. These results simply highlight differences in the sample population. The results cannot be considered conclusive, causative, protective, or attest to product efficacy or lack of efficacy.



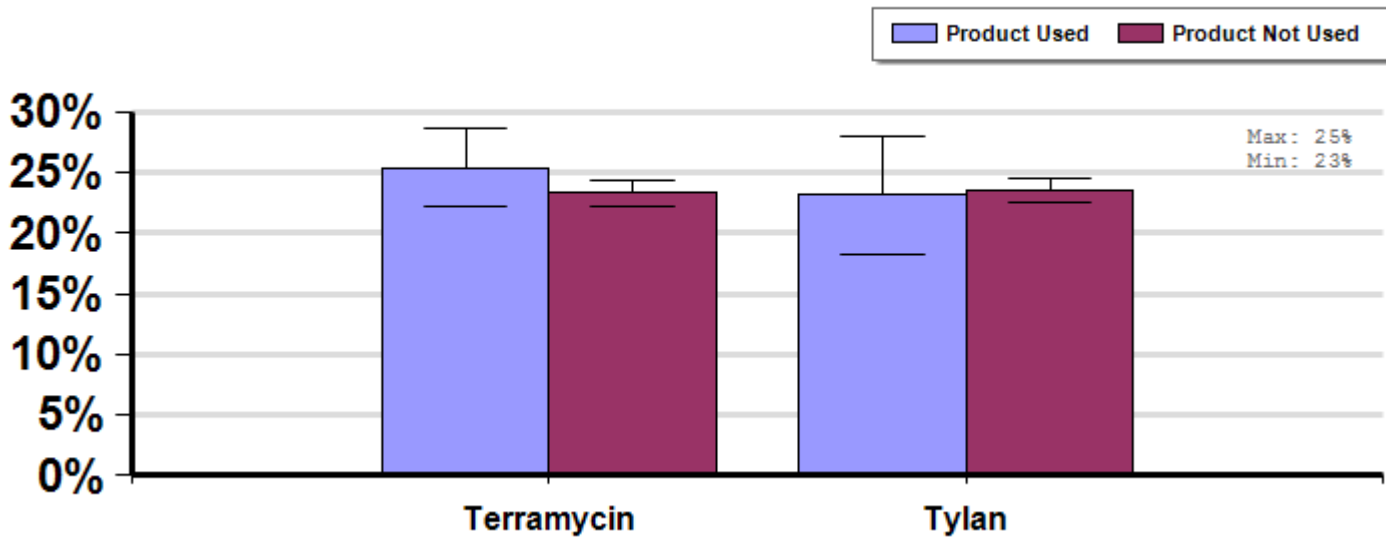
Antibiotic Use By Product

Winter

Report ID: 60-2012

A comparison of average winter colony mortality among beekeepers who applied or did not apply either Terramycin or Tylosin (Tylan), at least once, to a majority of their colonies between April, 2011 and March, 2012.

No Significant Differences



Interpretation

No differences between groups.

Survey Question

Which, if any of the following, did you apply to a majority of your colonies between April 1, 2011 and March, 2012?

- Terramycin
- Tylan

		Total Number of Respondents Providing Valid Responses	Total Number of Colonies Managed	Average Number of Colonies Managed		Average Colony Loss		
				Mean	Standard Error	Mean(%)	Lower 95% CI	Upper 95% CI
Terramycin	Product Used	286	118,495	414.3	125.2	25.4	22.1	28.7
	Product Not Used	3,323	114,763	34.5	6.5	23.3	22.3	24.3
Tylan	Product Used	71	114,965	1619.2	447.6	23.2	18.2	28.1
	Product Not Used	3,538	118,293	33.4	7.0	23.5	22.5	24.5

Comments About This Data

Relevant Links, References, and Citations

Funded By:



United States
Department of
Agriculture

National Institute
of Food
and Agriculture

This information is for educational purposes only. References to commercial products or trade names do not imply endorsement by the Bee Informed Partnership or its members. The results presented here are the summary of the population who responded. The sample may not be representative of the beekeeping population at large. These results simply highlight differences in the sample population. The results cannot be considered conclusive, causative, protective, or attest to product efficacy or lack of efficacy.



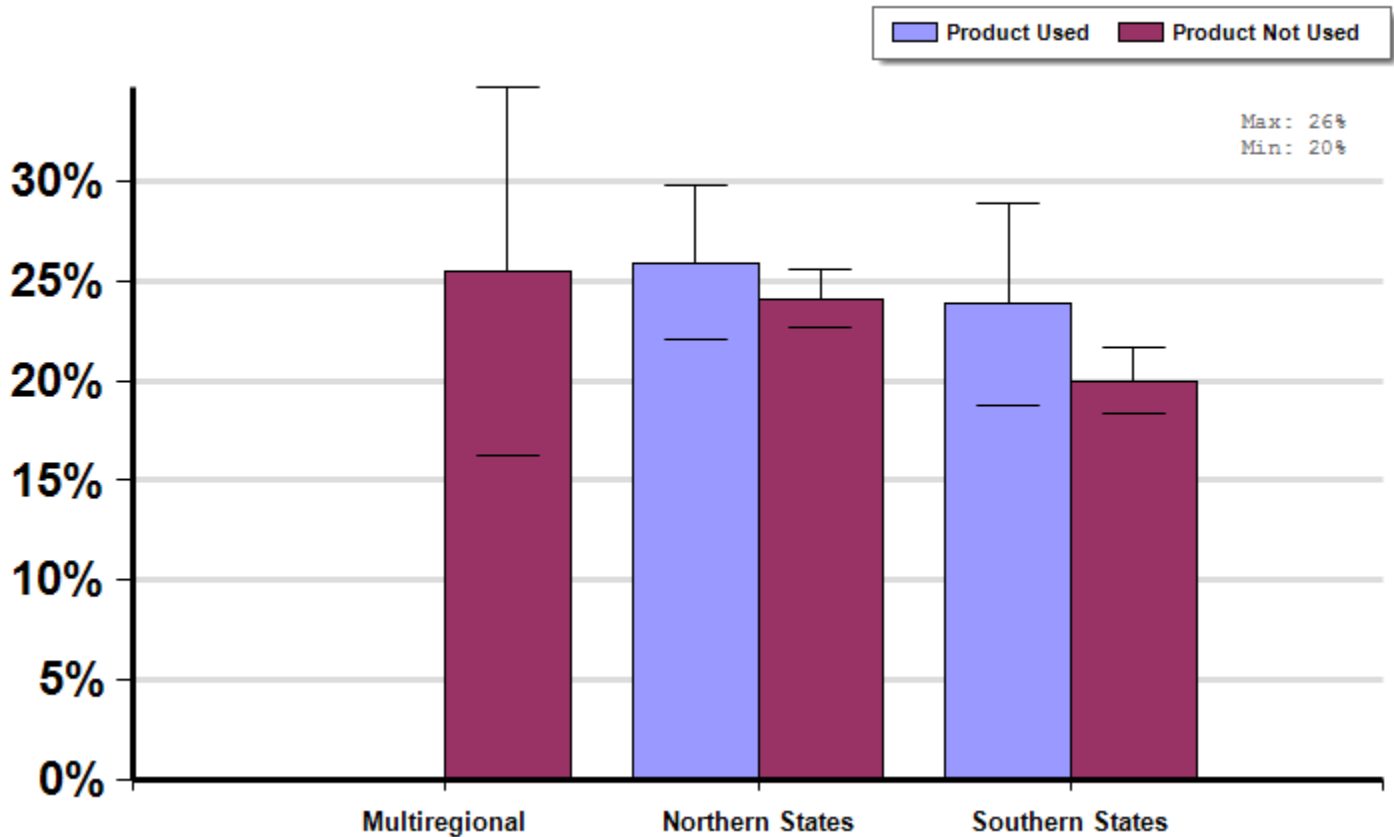
Antibiotic Use By Region

A comparison of average winter colony mortality among beekeepers who did or did not apply an antibiotic (either Terramycin or Tylosin (Tylan)), at least once, to a majority of their colonies between April, 2011 and March, 2012 by region of operation.


Winter

Report ID: 48-2012

No Significant Differences (within regions)



Respondent Ratio



Interpretation

No differences between groups.

Survey Question

Which, if any of the following, did you apply to a majority of your colonies between April 1, 2011 and March, 2012?

- Terramycin
- Tylan

		Total Number of Respondents Providing Valid Responses	Total Number of Colonies Managed	Average Number of Colonies Managed		Average Colony Loss		
				Mean	Standard Error	Mean(%)	Lower 95% CI	Upper 95% CI
Multiregional	Product Not Used	34	18,234	536.3	440.0	25.5	16.2	34.7
Northern States	Product Used	206	73,222	355.4	134.7	25.9	22.0	29.8
	Product Not Used	1,761	23,877	13.6	2.2	24.1	22.7	25.6
Southern States	Product Used	97	15,699	161.8	62.2	23.8	18.8	28.9
	Product Not Used	1,036	19,145	18.5	7.3	20.0	18.3	21.7

Comments About This Data

Relevant Links, References, and Citations

Funded By:



United States
Department of
Agriculture

National Institute
of Food
and Agriculture

This information is for educational purposes only. References to commercial products or trade names do not imply endorsement by the Bee Informed Partnership or its members. The results presented here are the summary of the population who responded. The sample may not be representative of the beekeeping population at large. These results simply highlight differences in the sample population. The results cannot be considered conclusive, causative, protective, or attest to product efficacy or lack of efficacy.