



The Bee Informed Partnership
Management Survey Results (2013-2014)
Small Hive Beetle
Control

BeeInformed.org

Funded by:



United States
Department of
Agriculture

National Institute
of Food
and Agriculture

Release Date: September 19, 2014

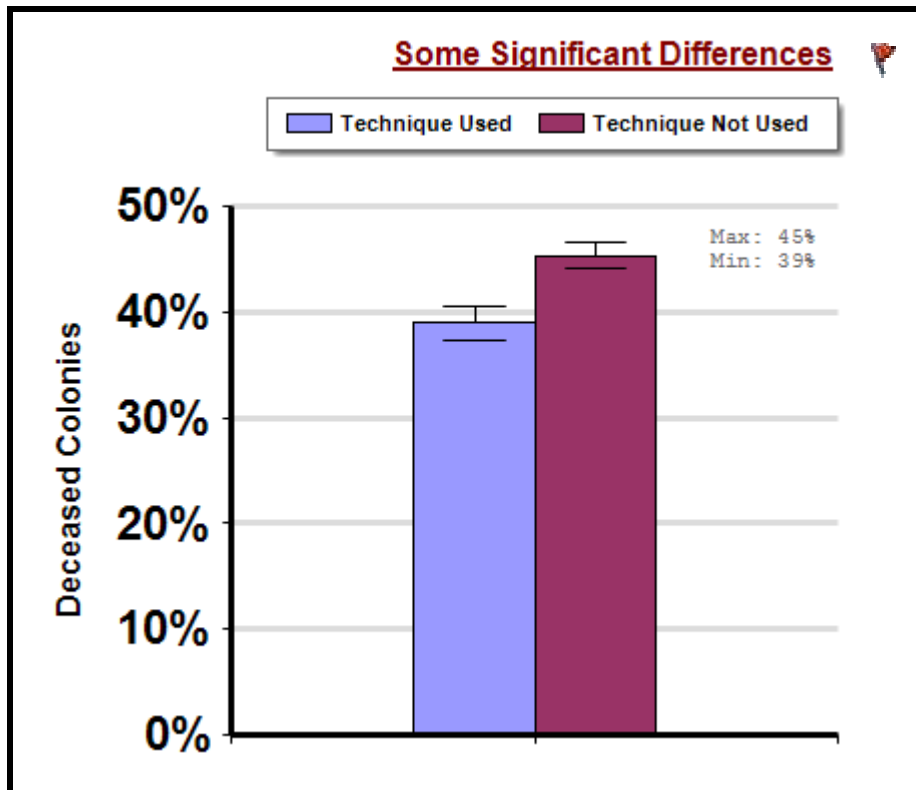
This information is for educational purposes only. References to commercial products or trade names do not imply endorsement by the Bee Informed Partnership or its members. The results presented here are the summary of the population who responded. The sample may not be representative of the beekeeping population at large. These results simply highlight differences in the sample population. The results cannot be considered conclusive, causative, protective, or attest to product efficacy or lack of efficacy.



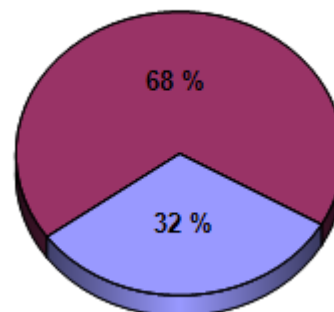
Average winter colony mortality reported by beekeepers who used or did not use Small Hive Beetle traps in at least some of the colonies in their operation, between April and March.

Winter

Report ID: 122-2014



Participant Ratio



Interpretation

Beekeepers who used small hive beetle traps lost 6.4 fewer colonies per 100 managed colonies (14.1% fewer losses) than those who did not use small hive beetle traps.

Survey Question

Over the last year, did you employ any of the IPM practices/equipment listed below?

-Small hive beetle trap

		Total Number of Respondents Providing Valid Responses	Total Number of Colonies Managed	Average Number of Colonies Managed		Average Colony Loss
				Mean	Standard Error	Mean(%) [Lower, Upper] CI
	Technique Not Used	3,839	404,742	105.4	14.4	45.4 [44.2, 46.6]
	Technique Used	1,781	121,824	68.4	39.6	39.0 [37.3, 40.6]

Relevant Links, References, and Citations

Funded By:



United States
Department of
Agriculture

National Institute
of Food
and Agriculture

This information is for educational purposes only. References to commercial products or trade names do not imply endorsement by the Bee Informed Partnership or its members. The results presented here are the summary of the population who responded. The sample may not be representative of the beekeeping population at large. These results simply highlight differences in the sample population. The results cannot be considered conclusive, causative, protective, or attest to product efficacy or lack of efficacy.



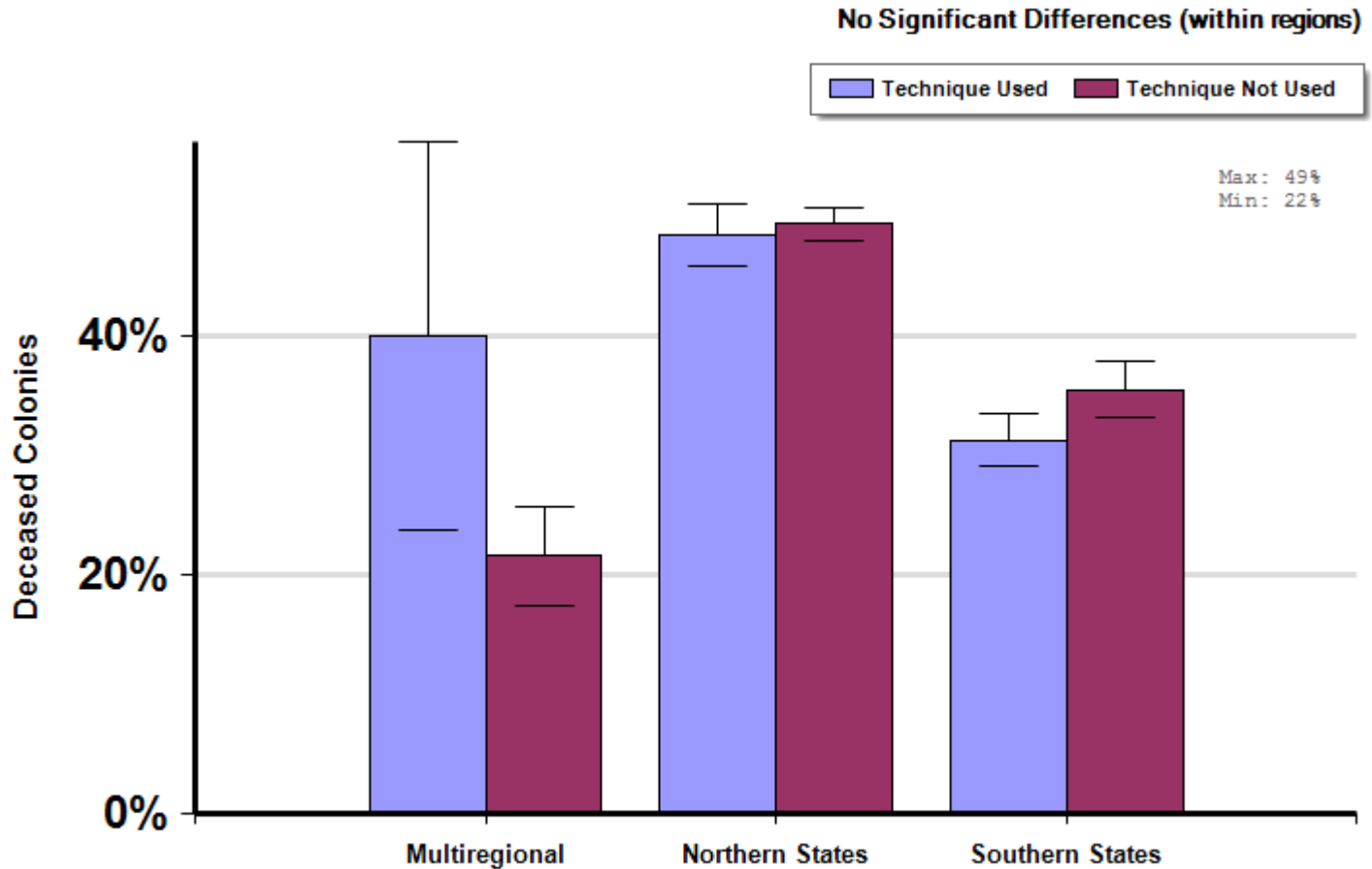
Small Hive Beetle Trap Use by Region

Management Survey 2014

Average winter colony mortality reported by beekeepers who did or did not use Small Hive Beetle traps in at least some of the colonies in their operation, between April and March, by region of operation.

Winter

Report ID: 125-2014



Respondent Ratio



Interpretation

There are no significant differences within the regions.

Survey Question

Over the last year, did you employ any of the IPM practices/equipment listed below?

-Small Hive beetle trap

		Total Number of Respondents	Total Number of Colonies	Average Number of Colonies Managed	Average Colony Loss

		Providing Valid Responses	Managed			Mean(%) [Lower, Upper] CI
				Mean	Standard Error	
Multiregional	Technique Used	19	90,470	4761.6	3614.3	40.0 [23.8,56.2]
	Technique Not Used	87	316,052	3632.8	462.4	21.6 [17.4,25.7]
Northern States	Technique Used	818	8,173	10.0	1.4	48.5 [45.9,51.1]
	Technique Not Used	2,852	35,397	12.4	1.7	49.4 [48.0,50.8]
Southern States	Technique Used	906	18,620	20.6	8.6	31.3 [29.1,33.4]
	Technique Not Used	881	50,763	57.6	20.9	35.5 [33.1,37.9]

Comments About This Data

Relevant Links, References, and Citations

Funded By:



United States
Department of
Agriculture

National Institute
of Food
and Agriculture

This information is for educational purposes only. References to commercial products or trade names do not imply endorsement by the Bee Informed Partnership or its members. The results presented here are the summary of the population who responded. The sample may not be representative of the beekeeping population at large. These results simply highlight differences in the sample population. The results cannot be considered conclusive, causative, protective, or attest to product efficacy or lack of efficacy.



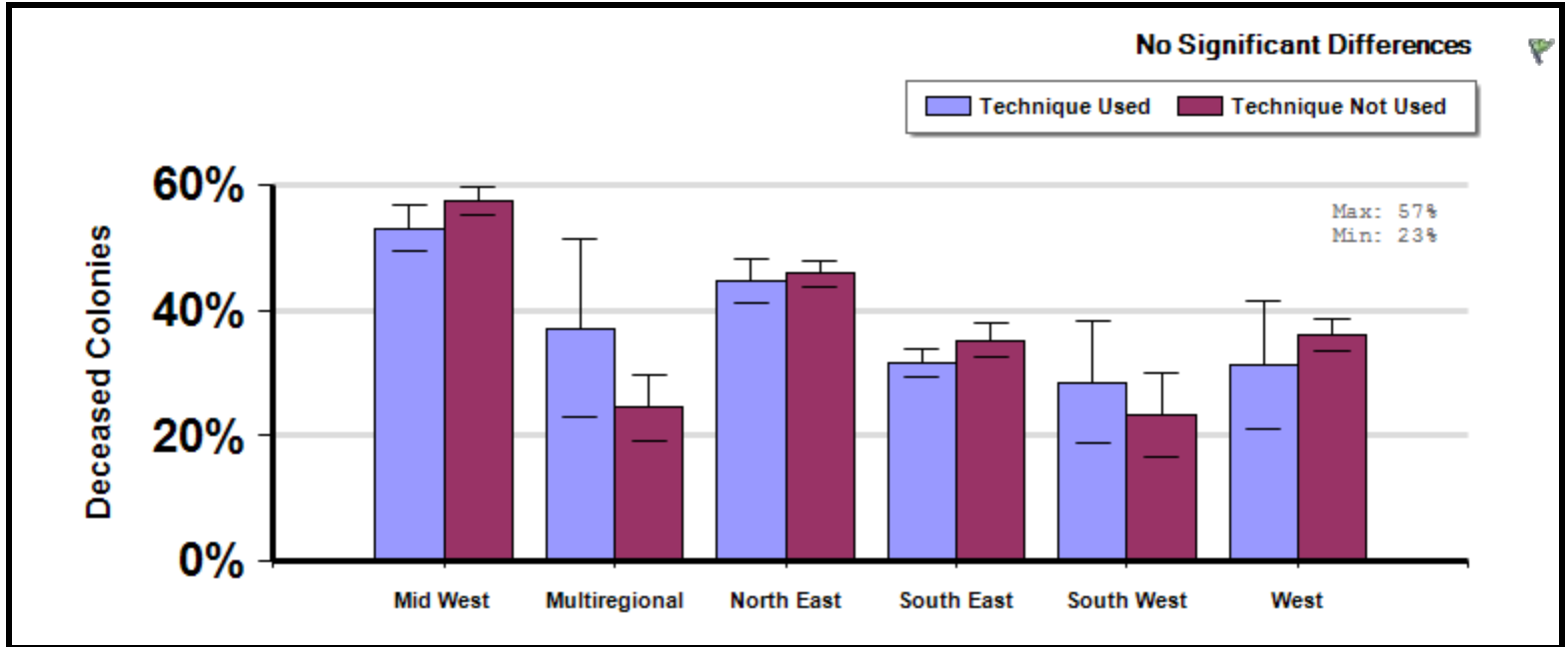
Small Hive Beetle Trap Use by Sub-Region

Management
Survey 2014

Average winter colony mortality reported by beekeepers who used or did not use Small Hive Beetle traps in at least some of the colonies in their operation, between April and March, by sub-region of operation.

Winter

Report ID: 128-
2014



Interpretation

There are no significant differences within the sub-regions.

Survey Question

Over the last year, did you employ any of the IPM practices/equipment listed below?

-Small hive beetle trap

		Total Number of Respondents Providing Valid Responses	Total Number of Colonies Managed	Average Number of Colonies Managed		Average Colony Loss
				Mean	Standard Error	Mean(%) [Lower, Upper] CI
Mid West	Technique Used	362	89,931	248.4	192.9	53.1 [49.3, 56.8]
	Technique Not Used	1,123	262,827	234.0	43.5	57.5 [55.3, 59.6]
Multiregional	Technique	22	100,005	4545.7	3122.2	37.2 [23.0, 51.4]

	Used					
	Technique Not Used	70	265,839	3797.7	560.4	24.5 [19.2,29.7]
North East	Technique Used	472	24,680	52.3	34.8	44.6 [41.2,48.1]
	Technique Not Used	1,299	37,131	28.6	9.4	45.8 [43.8,47.9]
South East	Technique Used	865	108,264	125.2	81.3	31.5 [29.3,33.7]
	Technique Not Used	658	81,444	123.8	32.9	35.2 [32.5,37.9]
South West	Technique Used	38	68,623	1805.9	1789.0	28.6 [18.7,38.4]
	Technique Not Used	75	92,005	1226.7	320.4	23.3 [16.5,30.1]
West	Technique Used	34	96,152	2828.0	2040.9	31.3 [21.1,41.5]
	Technique Not Used	757	320,740	423.7	68.5	36.0 [33.4,38.6]

Comments About This Data

Relevant Links, References, and Citations

Funded By:



United States
Department of
Agriculture

National Institute
of Food
and Agriculture

This information is for educational purposes only. References to commercial products or trade names do not imply endorsement by the Bee Informed Partnership or its members. The results presented here are the summary of the population who responded. The sample may not be representative of the beekeeping population at large. These results simply highlight differences in the sample population. The results cannot be considered conclusive, causative, protective, or attest to product efficacy or lack of efficacy.