

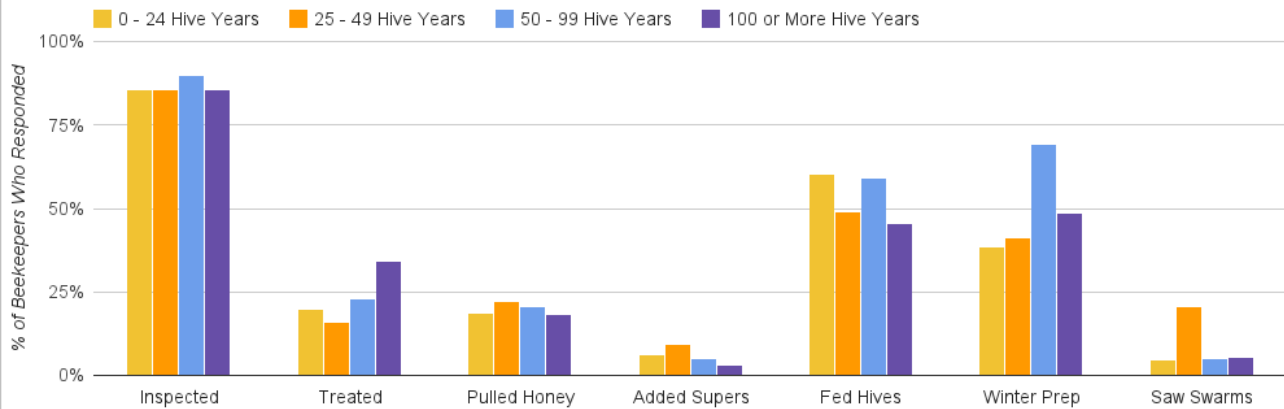


# National Report

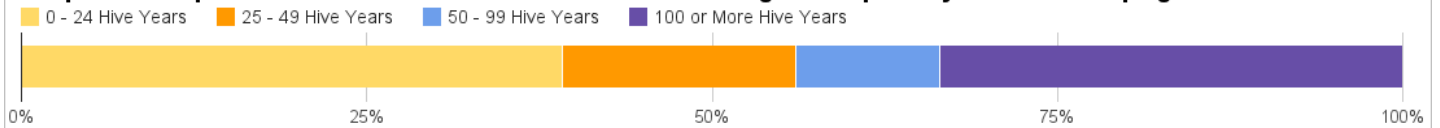


From 373 Beekeepers October 1st - October 13th 201

## HiveCheck National Responses

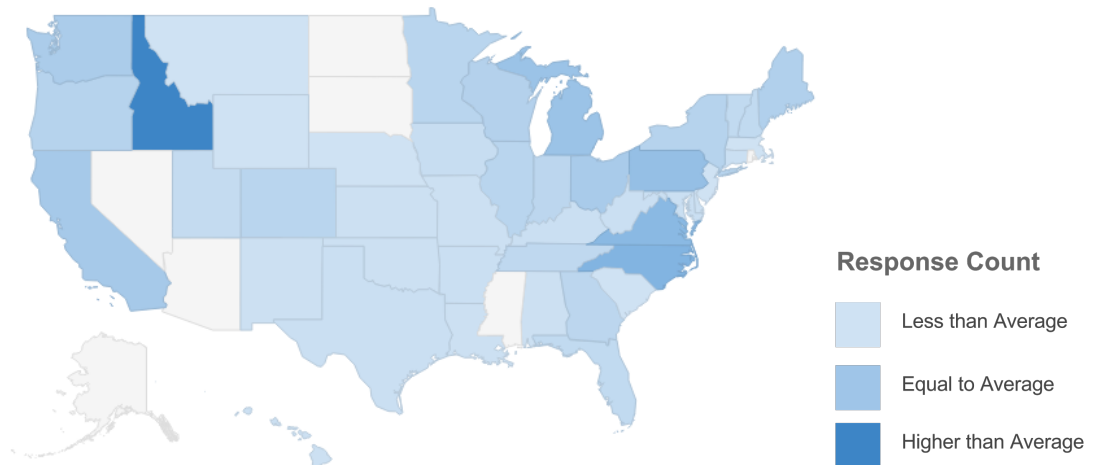


## Respondent Experience Level - Based On Number of Hives Managed Multiplied By Years Beekeeping



Action	0 - 24 Hive Years	25 - 49 Hive Years	50 - 99 Hive Years	100 or More Hive Years
Inspected Colonies	125	54	35	107
Treated For Varroa	29	10	9	43
Pulled Frames of Honey	27	14	8	23
Added Supers	9	6	2	4
Fed Hives	88	31	23	57
Winterized	56	26	27	61
Saw Swarm Activity	7	13	2	7

## Regional Response Count



Brought to you by The Bee Informed Partnership, For More Information go to [www.beeinformed.org](http://www.beeinformed.org)

This information is for educational purposes only. The results presented here are only the summary of the population who responded and not representative of the nation's beekeepers.