



The Bee Informed Partnership Management Survey Results (2014-2015) Nosema Control

BeeInformed.org

Funded by:



United States
Department of
Agriculture

National Institute
of Food
and Agriculture

Release Date: September 24, 2015

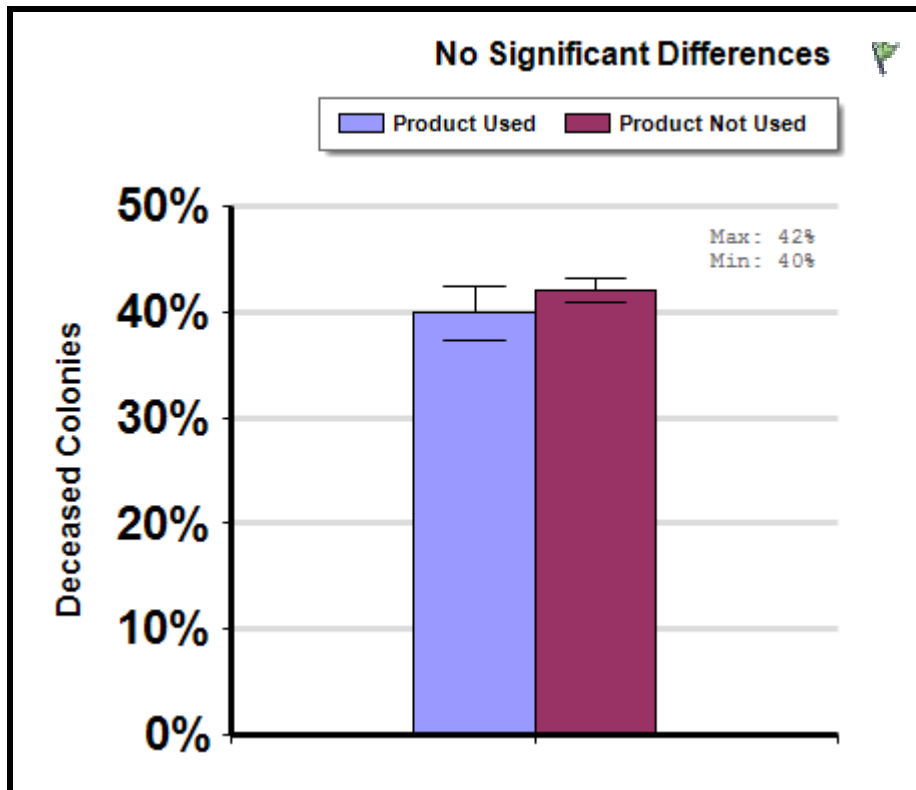
This information is for educational purposes only. References to commercial products or trade names do not imply endorsement by the Bee Informed Partnership or its members. The results presented here are the summary of the population who responded. The sample may not be representative of the beekeeping population at large. These results simply highlight differences in the sample population. The results cannot be considered conclusive, causative, protective, or attest to product efficacy or lack of efficacy.



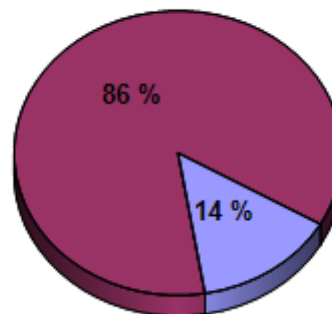
A comparison of average winter colony mortality rates between beekeepers who did or did not apply Fumagillin to control Nosema, between April 2014 and March 2015.

Winter

Report ID: 33-2015



Participant Ratio



Interpretation

On average, beekeepers who applied Fumagillin for Nosema control did not experience significantly lower or higher winter colony mortality compared with beekeepers who did not apply Fumagillin.

Survey Question

Which, if any of the following, did you apply to a majority of your colonies between April,2014 and March,2015?

-Fumagillin

	Total Number of Respondents Providing Valid Responses	Total Number of Colonies Managed	Average Number of Colonies Managed		Average Colony Loss
			Mean	Standard Error	Mean(%) [Lower, Upper] CI
Fumagillin Used	4,157	201,933	48.6	9.6	42.1 [41.0, 43.2]
Product Used	679	180,805	266.3	98.6	39.9 [37.3, 42.5]

Relevant Links, References, and Citations

Funded By:



United States
Department of
Agriculture

National Institute
of Food
and Agriculture

This information is for educational purposes only. References to commercial products or trade names do not imply endorsement by the Bee Informed Partnership or its members. The results presented here are the summary of the population who responded. The sample may not be representative of the beekeeping population at large. These results simply highlight differences in the sample population. The results cannot be considered conclusive, causative, protective, or attest to product efficacy or lack of efficacy.



Fumagillin Use By Region

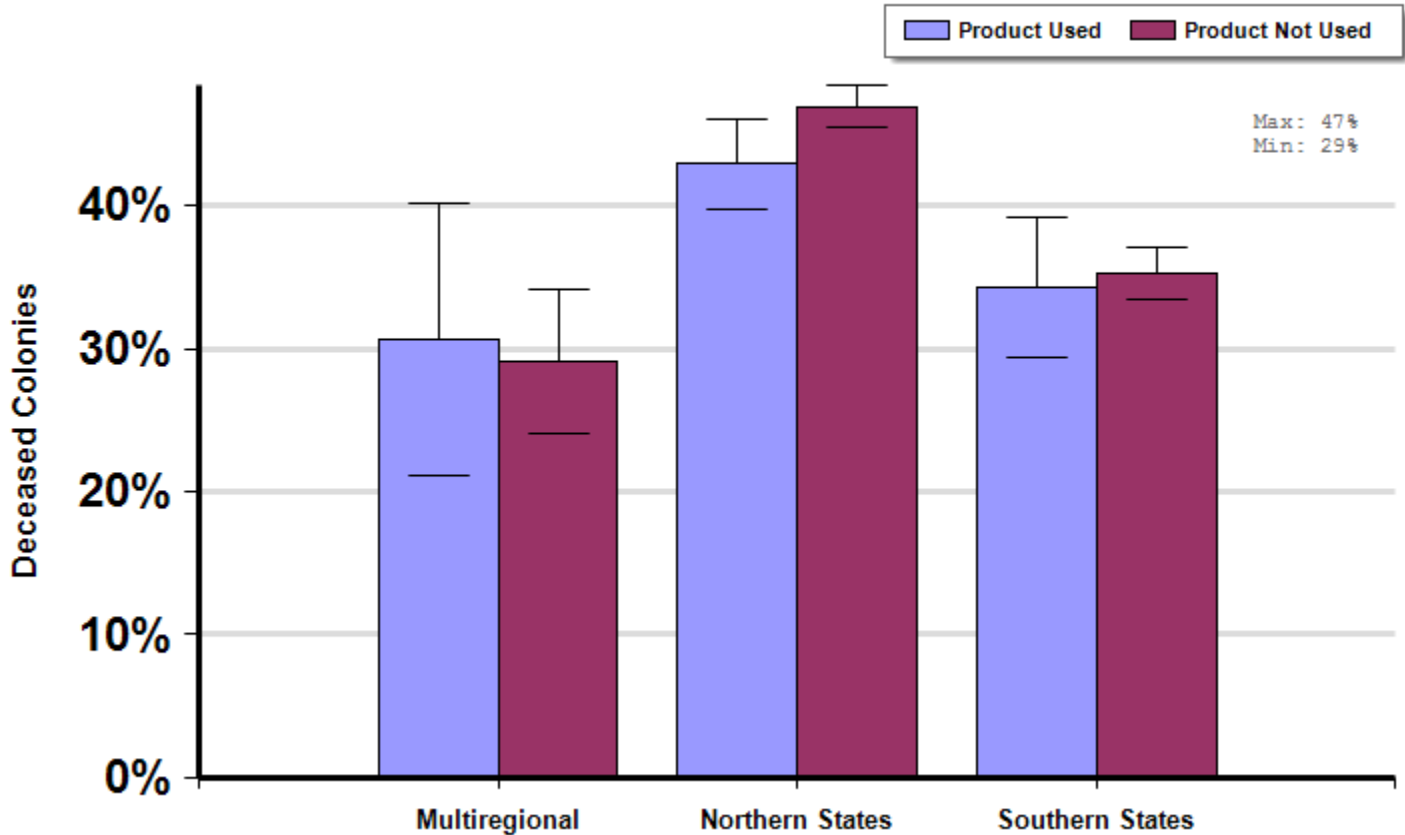
Management Survey 2015

A comparison of average winter colony mortality rates between beekeepers who did or did not apply Fumagillin to control Nosema, between April 2014 and March 2015, by region.

Winter

Report ID: 45-2015

No Significant Differences (within regions)



Respondent Ratio



Interpretation

There are no significant differences by region between beekeepers who treated with Fumagillin and beekeepers who did not apply Fumagillin.

Survey Question

Which, if any of the following, did you apply to a majority of your colonies between April, 2014 and March, 2015?

-Fumagillin

		Total Number of Respondents	Total Number of Colonies Managed	Average Number of Colonies Managed	Average Colony Loss

		Providing Valid Responses				
				Mean	Standard Error	Mean(%) [Lower, Upper] CI
Multiregional	Product Used	32	137,398	4293.7	1929.7	30.7 [21.1, 40.2]
	Product Not Used	124	125,131	1009.1	276.6	29.1 [24.1, 34.2]
Northern States	Product Used	475	20,504	43.2	18.9	42.9 [39.7, 46.1]
	Product Not Used	2,593	29,616	11.4	2.6	46.9 [45.5, 48.4]
Southern States	Product Used	163	18,225	111.8	74.9	34.3 [29.4, 39.1]
	Product Not Used	1,394	43,541	31.2	11.7	35.3 [33.5, 37.1]

Comments About This Data

Relevant Links, References, and Citations

Funded By:



United States
Department of
Agriculture

National Institute
of Food
and Agriculture

This information is for educational purposes only. References to commercial products or trade names do not imply endorsement by the Bee Informed Partnership or its members. The results presented here are the summary of the population who responded. The sample may not be representative of the beekeeping population at large. These results simply highlight differences in the sample population. The results cannot be considered conclusive, causative, protective, or attest to product efficacy or lack of efficacy.